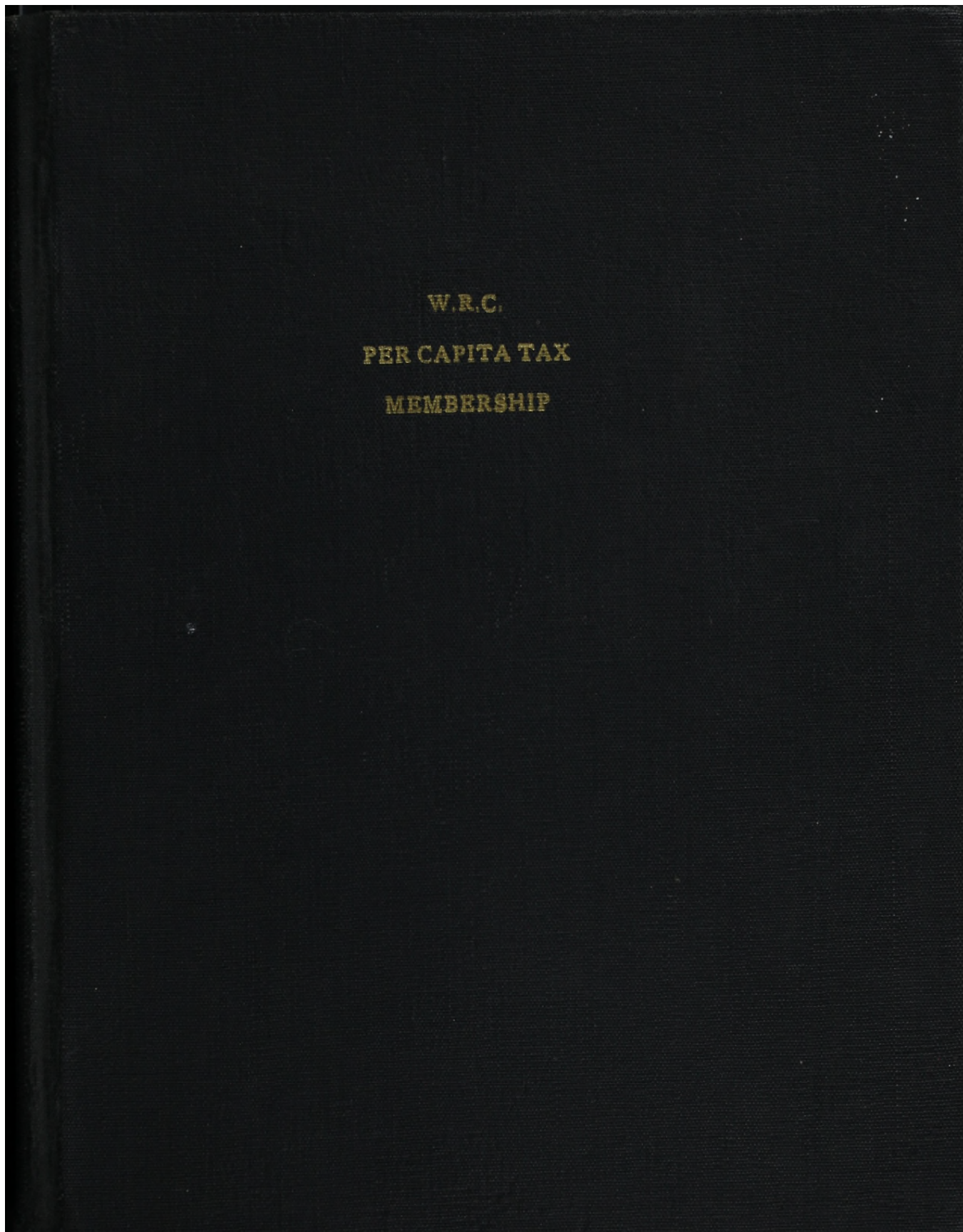



Missing Sequential Pages were blank and therefore not scanned



Michigan's Grand Army of the Republic Memorial Hall and Museum  
Eaton Rapids, Michigan  
Item #602



Per Capita Tax Mrs. M. M. Myle

Secretary's Membership & Per Capita Tax for the year 1922-1923.

Corps number	Name of Corps -	Quarter ending June 30 - 1922		Quarter ending Sept 30 - 1922		Quarter ending Dec 31 - 1922		Quarter ending March 31 - 1923	
no		members	Per Capita	members	Per Capita	members	Per Capita	members	Per Capita
1	Zack Chandler	50	4.50	50	4.50	50	4.50	49	4.41
2	Dwight May	7	.63	7	.63				
3	James A. Sexton	119	17.1	20	1.80	20	1.80	20	1.80
4	Farragut	118	10.62	114	10.26	117	10.53	119	10.71
5	Edward Bomeroy	304	27.36	307	27.63	316	28.44	318	28.62
6	Fairchild	19	1.71	18	1.62	16	1.44	16	1.44
7	Chas E. Foster	282	25.38	292	26.28	291	26.19	289	26.01
8	Gen D. M. Poo	357	32.13	360	32.40	355	31.95	351	31.59
9	Stanton	30	2.70	29	2.61	29	2.61	26	2.34
10	Fairbanks	263	23.67	270	24.30	280	26.20	288	25.92
11	Wm Bell	62	5.58	66	5.94	60	5.40	60	5.40
12	J. M. Pond	64	5.76	46	5.76	46	4.14	45	4.05
14	Wm A. Kunt	45	4.05	48	4.32	49	4.41	49	4.41
15	Wardell	48	4.32	47	4.23	46	4.14	46	4.14
16	Earl Halbert	63	5.67	66	5.94	59	5.31	55	4.95
17	B. H. Ritter	90	8.10	89	8.01	85	7.65	83	7.47
18	A. L. Williams	56	5.04	55	4.95	55	4.95	54	4.86
19	Brodhead	42	3.78	40	3.60	43	3.87	43	3.87
20	Chas E. Grisson	96	8.64	95	8.55	98	8.82	97	8.73
22	John Gilleuly	68	6.12	68	6.12	63	5.67	64	5.76
23	Gov. Grafo	104	9.36	105	9.45	109	9.81	115	10.35
25	Corbin	40	3.60	40	3.60	36	3.24	35	3.15
26	Dwackembush	139	12.51	139	12.51	140	12.60	140	12.60
27	Custer	61	5.49	62	5.58	61	5.49	60	5.40
28	Wm H. Borden	85	7.65	90	8.10	98	8.82	103	9.27
29	Andrew Masombr	118	10.62	119	10.71	119	10.71	110	9.90
30	James B. Mason	37	3.33	39	3.51	39	3.51	37	3.33
31	Butterworth	110	9.90	110	9.90	112	10.08	104	9.36
32	John Hunter	24	2.16	20	1.80	20	1.80	21	1.89
37	C. J. Dickerson	88	7.92	86	7.74	88	7.92	88	7.92
38	J. B. Brainard	72	6.48	71	6.39	71	6.39	71	6.39
39	Garfield	34	3.06	33	2.97	31	2.79	35	3.15
41	Champlin	45	4.05	45	4.05	40	3.60	42	3.78
43	F. A. Buhl	54	4.86	52	4.68	48	4.32	53	4.77
46	Amos E. Steele					28	2.52	29	2.61
47	Frank Graves			22	1.98	21	1.89	17	1.53
48	J. D. Jones	22	1.98	46	4.14	46	4.14	46	4.14
49	Joseph Wilcox	46	4.14	46	4.14	34	3.06	32	2.88
50	Pap Williams	37	3.33	34	3.06	34	3.06	32	2.88
53	Moncalm			39	3.51	42	3.78	42	3.78
54	Scott	36	3.24	39	3.51	42	3.78	42	3.78
55	Horace S. Roberts			102	9.18	107	9.63	104	9.36
56	Ma-ta-no	103	9.27	89	8.01	98	8.82	104	9.36
57	Saginaw	88	7.92	30	2.70	30	2.70	32	2.88
59	Billie Bezole	29	2.61	40	3.60	41	3.69	40	3.60
64	Myron Baker	40	3.60	40	3.60	41	3.69	40	3.60

Corps Number	Name of Corps	Quarter ending Dec 31 - 1921	Quarter ending Dec 31 - 1922	Quarter ending Dec 31 - 1922	Quarter ending Dec 31 - 1922	Quarter ending Dec 31 - 1922	Quarter ending Dec 31 - 1922	Quarter ending Dec 31 - 1922	Quarter ending Dec 31 - 1922
65	Carpenter	60	540	59	531	58	522	58	522
66	Col. Fenton	39	351	39	351	46	414	50	450
68	Denny	43	387	43	387	42	378	40	360
69	Wm. Garquahr	223	20.07	223	20.07	223	20.07	225	20.25
70	M. W. Desser	27	243			25	225	25	225
71	Maurice B. Wells							10	90
72	Woodbury	137	12.33	134	12.06	131	11.79	134	10.06
Dec. 74	Dr. Golyer	10	90	6	.63				
75	Burnside	16	144	16	144	16	1.44	16	1.44
77	Wm. Sauborn	311	27.99	311	27.99	305	27.45	304	27.36
78	O. H. Reed	23	207	23	207	20	1.80	20	1.80
79	Jackson Gray	47	423	47	423	46	4.14	44	3.96
89	A. Lincoln	44	396	46	4.14	47	4.23	47	4.23
90	Moses Wiener	29	261	27	243	26	2.34	26	2.34
92	Col. Baker	28	252	26	2.34	22	1.98	20	1.80
94	Wm. D. Wilkins	23	2.07	21	1.99	23	2.07	21	1.89
96	Eli. P. Alexander	163	14.67	158	14.22	170	15.30	170	15.30
97	H. S. Grant	188	16.92	191	17.19	195	17.55	177	15.93
98	David Dake	36	3.24	36	3.24	33	2.97	33	2.97
100	Fitzgerald	95	855	95	855	94	8.46	99	4.91
101	Alvin Whitcomb	30	270	30	270	30	270	29	2.61
102	Dick Richardson	132	1188	129	11.61	135	12.15	135	11.97
103	J. D. McPherson	64	576	64	576	64	5.76	61	5.49
105	Phil Kearney	112	10.08	115	10.35	118	10.62	112	10.08
107	Edward Dright	36	3.24	35	3.15	36	3.24	34	3.06
MC. 108	Wm. Noble								
110	Creutz	275	24.75	273	24.57	275	24.75	272	24.48
112	Chas. S. Francis	71	639	71	639	68	612	72	648
114	Ed. M. Putzman	122	10.98	112	10.08	117	10.53	118	10.62
MC. 115	John T. Badgley								
121	Geo. H. Thomas	70	6.30	71	6.39	72	6.48	76	6.84
126	Col. Stewart	34	306	35	3.15	35	3.15	35	3.15
127	Henry Baxter	22	1.98	22	1.98	22	1.98		
131	Phil McKernan	55	4.95	54	4.86	53	4.77	49	4.41
132	Tim Lewis	89	8.01	92	8.28	91	8.19	92	8.28
133	Henry F. Wallace	64	5.76	60	5.40	61	5.49	62	5.58
134	Rondley	37	3.33	31	2.79	31	2.79	32	2.88
135	J. N. Reynolds	45	4.05	45	4.05	37	3.33	39	3.51
136	W. W. Hollingsworth	76	6.84	75	6.75	75	6.75	86	7.74
137	Wm. Parker	40	3.60	42	3.78	48	4.32	48	4.32
138	J. B. Richardson	55	4.95	53	4.77	52	4.68	47	4.23
140	V. O. Britz	32	2.88	32	2.88	32	2.88	19	1.71
141	Gen. Chas. Griffen	48	4.32	47	4.23	45	4.05	45	4.05
145	O. P. Merton	27	2.43	27	2.43	27	2.43	27	2.43
147	Wm. P. Innis	61	5.49	61	5.49	62	5.58	62	5.58
157	McPherson	63	5.67	63	5.67	62	5.58	62	5.58



	Quarter ending June 30-1922		Quarter ending Sept 30-1922		Quarter ending Dec 31-1922		Quarter ending March 31-1923		
232 C. Colgron	95	855	99	8.91	103	9.27	105	9.45	1
M.C. 234 Wallace									3
235 Peter A. Webber	90	810	89	8.01	84	7.56	84	7.56	4
M.C. 236 James Bradley									5
237 Wincent Colvin	25	225	25	2.25	25	2.25	25	2.25	6
238 P.D. Connell	140	12.60	119	10.71	128	11.52	140	12.60	7
Dis 242 Samuel Judd	20	1.80	19	1.71					8
243 John P. Hart	65	5.85	65	5.85	61	5.49	70	6.30	9
245 Anderson	112	10.08	112	10.08	121	10.89	118	10.62	10
247 M.C. Cook	21	1.89	21	1.89	21	1.89	21	1.89	11
250 Geo D.C. Smith	28	2.52	27	2.43	26	2.34	26	2.34	12
251 D. G. Royce	98	8.82	89	8.01	87	7.83	85	7.65	13
254 Kiltourn	58	5.22	57	5.13	59	5.31	59	5.31	14
255 Geo Lightfoot	80	7.20	78	7.02	77	6.93	78	7.02	15
256 Joseph L.P. Smith	73	6.57	73	6.57	76	6.84	76	6.84	16
257 Michigan	60	5.40	62	5.58	65	5.85	62	5.58	17
258 Pleasanton	31	2.79	31	2.79	31	2.79	31	2.79	18
259 Washington	58	5.22	58	5.22	40	3.60	38	3.42	19
260 Frank Porel	47	4.23	47	4.23	47	4.23	45	4.05	20
262 H.W. Lamson	19	1.71	19	1.71	19	1.71	15	1.35	21
M.C. 264 Geo Boyd									22
266 Lucius Taylor	30	2.70	30	2.70	27	2.43			23
267 John A. Logan	68	6.12	65	5.85	64	5.76	63	5.67	24

Secretary's Membership and Per Capita Tax for the year 1923-1924.

Co. No.	Name of Co. member	Quarter ending June 30, 1923 members	per Capita	Quarter ending Sept. 30, 1923	Quarter ending Dec. 31, 1923	Quarter ending March 31, 1924	per Capita
1	Jack Chandler	51	459	53	477	57	513
3	James Aserton	22	198	22	198*	19	171
4	Parragut	124	1116	122	1098	121	1089
5	Edward Pomeroy	336	3024	351	3159	361	3249
6	Fairchild	16	144	16	144	14	126
7	Chas E Foster	294	2616	284	2556	286	2574
8	Gen. O M. Poe	354	3186	344	3096	348	3132
9	Stanton	20	180	21	189	26	54
10	Fairbanks	295	2655	288	2592	288	2772
11	Wm Bell	60	540	59	531	58	522
12	J. M. Pond	43	387	43	387	disbanded	
14	Wm A Kent	49	441	48	432	49	441
15	Waddell	40	360	42	378	44	396
16	Earl Halbert	60	540	61	549	58	522
17	B. H. Putter	77	693	77	693	72	648
18	A. S. Williams	54	486	52	468	55	495
19	Doodhead	42	378	42	378	41	369
20	Chas C. Spisson	99	891	96	864	97	873
22	John Lilluly	62	558	62	558	60	540
23	Gov. Crapo	116	1044	130	1170	142	1278
25	Corbin	37	333	36	324	36	324
26	Diackebush	139	1251	140	1260	145	1305
27	Custer	60	540	58	522	60	540
28	Wm H Borden	100	900	102	918	102	918
29	Andrew Macomber	104	936	102	918	100	900
30	James B Mason	37	333	35	315	34	306
31	Butterworth	103	927	102	918	100	900
32	John Hunter	21	189	21	189	18	162
37	C. J. Dickerson	87	783	87	783	83	747
38	J. B. Brainard	75	675	73	657	74	666
39	Garfield	35	315	disbanded			
41	Champlin	42	378	45	405	50	450
43	T. A. Buhl	55	495	57	513	77	693
46	Amos E. Steele	29	261	disbanded			
48	J. T. Jones	14	126	14	126		
49	Joseph Wilson	46	414	45	405	48	432
50	Kap. Williams	32	288	30	270	29	261
54	Scott	42	378	42	378	42	378
56	Wa-bu-ms.	99	891	94	846	93	837
57	Saginaw	106	954	105	945	112	1008
59	Billie Beagle	33	297	33	297	35	315
64	Myron Backer	37	333	27	243	29	261
65	Carpenter	59	531	61	549	63	567
66	Col. Fenton	52	468	62	558	66	594
68	Dewey	38	342	36	324	37	333
69	F. N. Pargush	225	2025	224	2016	200	1800
		3921	35289	3944	34584	3829	34461

Quarter ending Sept. 30, 1923  
June 30, 1923

70	M. W. Dresser	26	234	27	243	96	234	26	238	16
71	Maurice B Wells	10	80	10	90	11	99			16
72	Woodbury	135	1215	132	1188	122	1098	118	1062	16
75	Burnside	16	144	16	144	16	144	16	144	16
77	Wm Sanborn	306	2754	302	2718	300	2700	304	2736	16
78	O H Reed	18	162	18	162					16
79	Jackson Corey	40	360	40	360	40	360	38	342	16
89	A. Lincoln	47	423	45	405	44	396	44	396	17
96	Moses Wisner	26	234	27	243	25	225	25	225	17
92	Col. Baker	20	180	21	189	20	180	20	180	17
94	Wm D. Wilkins	21	189	21	189	20	180	20	180	17
96	Eli P Alexander	173	1557	175	1575	174	1566	174	1566	17
97	U. S. Grant	181	1629	183	1647	160	1440	156	1404	18
98	David Oaks	33	297	32	288	26	234	26	234	18
100	Pitzgerald	107	963	106	954	108	972	106	954	18
101	Orin Whitcomb	29	261	33	297	38	297	36	324	18
102	Dick Richardson	128	1152	128	1152	133	1197	124	1116	18
103	J. B. McPherson	67	603	63	567	63	567	69	621	18
105	J. Phil Kearney	105	945	106	954	107	963	109	981	18
107	Edward Dwyer Lt	33	297	33	297	31	279	31	279	19
110	Ozcutt	283	2547	287	2583	287	2583	299	2671	19
112	Chas Shannon	71	639	61	549	64	576	72	648	19
114	Ed. M. Pruthman	120	1080	121	1089	119	1071	119	1071	19
121	Geo H Thomas	76	684	74	666	70	630	71	639	20
126	Col Stewart	31	279	32	288	32	288	31	279	20
127	Henry Barter			disbanded						20
131	Phil McKernan	53	477	52	468	49	441	52	468	21
132	Jim Lewis	91	819	93	837	87	783	87	783	21
133	Henry T. Wallace	64	594	66	594	63	567	67	603	21
134	Rowley	29	261	21	189	disbanded				21
135	J. N. Penoyer	39	351	45	405	51	459	55	495	22
136	E. W. Hollingsworth	86	774	85	765	87	783	86	774	22
137	Wm Parker	50	450	50	450	48	432	48	432	22
138	J. B. Richardson	45	405	45	405	45	405	45	405	22
140	V. O. Britz	24	216	26	234		225			22
141	Gen Chas Shiffen	45	405	45	405	45	405	45	405	22
145	O P Morton	27	243	25	225	25	225	22	198	22
147	Wm P Amis	60	540	61	549	64	576	64	576	23
151	McPherson	62	558	60	540	60	540	56	504	23
152	Lambard	127	1143	130	1170	126	1134	124	1116	23
153	J. J. Barrett	18	162	16	144	19	171	19	171	23
154	Ruddock	30	270	28	252	28	252	24	216	23
156	Heber J. Fyous	31	279	26	234	24	216	26	234	23
157	John Stockton	42	378	40	360	39	351	40	360	23
158	W. B. Hazen	10	90	10	90	disbanded				23
159	Thos Manning	76	684	75	675	74	666	74	666	23
		3113	28017	3026	27234	2967	26903	2970	26730	



		Quarter ending June 30, 1923		Sept 30, 1923						
238	161	Stevens	31	279	34	306	34	306	33	297
	162	Maryin	36	324	36	324	36	324		
0.6	164	Mathew Artis	32	288	33	297	31	277	31	279
14	165	Major Webber	37	333	37	333	36	324	31	279
73	166	E. P. Carr	30	270	30	270	30	270	30	270
	168	H. D. Terry	44	396	39	351	38	342	38	342
31	169	H. P. Merrill	67	603	67	603	74	666	73	657
38	170	Y. K. Warren	28	252	28	252	29	261	24	216
22	171	Amasa B. Watson	138	1242	136	1224	140	1260	138	1242
18	172	Gen. Lyons	14	126	15	135	17	153	19	171
18	173	Baxter	22	198	25	225	26	234	34	306
56	175	Dan S. Root	58	522	55	495	52	468	55	495
4	181	W. H. Perry	26	234	31	279	32	288	32	288
23	183	Wm. Moore	64	576	65	585	66	594	67	603
75	185	John McVarrak	92	828	80	720	66	594	67	613
32	186	Byron Stoddard	17	171	19	171	18	162	18	162
11	187	Sedgwick	16	144	16	144	15	135	15	135
62	188	Albert Jackson	157	1413	162	1458	160	1440	169	1521
98	189	W. G. Eaton	67	603	62	558	57	513	42	378
27	191	W. J. Sherman	107	963	107	981	108	972	112	1008
47	195	Walter Clifford	26	234	26	234	24	216	24	216
61	196	Geo. Martin	20	180	20	180	20	180	20	180
67	197	C. J. Bassett	88	772	94	846	99	891	105	945
68	201	Ryder	26	234	28	234	26	234	26	234
27	203	John A. Dix	32	288	32	288	32	288	32	288
	210	R. P. Carpenter	53	477	53	477	53	477	52	468
46	211	David Becker	68	612	69	621	65	585	66	594
78	212	L. C. Woodman	66	594	64	576	65	585	63	567
60	214	Amos A. Dwyer	31	279	31	279	33	297	38	342
	218	Kelch	76	684	77	693	78	702	81	729
49	221	Turrell	75	675	76	684	76	684	75	675
77	224	C. F. Smith	132	1188	126	1134	129	1161	134	1206
73	225	U. M. Harmon	149	1371	150	1350	142	1278	145	1305
	227	Wm. P. Everett	35	315	35	315	28	252	38	342
	228	Maj. Lusk	60	540	61	549	60	540	59	531
40	231	A. C. Van Raalte	74	666	74	666	72	648	75	675
17	232	C. Colgrove	110	990	110	990	110	990	113	1017
57	235	Peter D. Webber	76	684	75	675	74	666	72	648
50	237	Alvincent Colvin	27	243	27	243	27	243	28	252
11	238	P. O. Connell	141	1269	141	1311	141	1269	144	1296
17	243	John P. Hart	70	630	68	612	68	612	68	612
23	245	Andrews	118	1062	120	1080	126	1124	143	1287
23	247	McCook	18	162	17	153	17	153	16	144
36	250	Gen. D. C. Smith	26	234	26	234	26	234	26	234
	251	D. M. Royce	78	702	78	702	79	711	74	666
46	254	Kilbourn	59	531	59	531	61	549	47	423
267			2819	25371	2803	23427	2796	25164	2802	25218

		Quarter ending June, 30, 1923							
255	Geo Lighton	78	702	73	657	71	639		
256	Joseph R Smith	80	720	84	756	87	783	91	819
257	Michigan	62	558	67	603	70	630	75	675
258	Pleasanton	29	261	29	261	29	261		
259	Washington	40	360	41	369	42	378		
260	Frank Powell	43	387	43	387	43	387	43	387
262	H. W. Lawton	14	126	14	126	13	117		
266 (dis)	Lucius Taylor	disbanded.							
267	John A Logan	57	513	56	504	57	513	65	585

<del>10056</del>		<del>92324</del>							
	403	3627	407	3663	412	3708	274	2466	
	3921	35289	3844	34597	3829	34461	3750	33750	
	3112	28017	2076	17824	2967	26203	2970	26730	
	7814	75271	7603	73427	2796	25114	2802	25211	
Grand Totals	10256	92304	9898	88920	10004	90026	9796	8816	
			274	2466		90378			
			10184	91886					

47	Frank Graves W. C.	disbanded.								
55	Haraci Roberts W. C.	10						63	567	
115	John Badgley W. C.	4						" " 259	41	
178	Wadsworth W. C.	15	disbanded.							
264	Gen. Boyd W. C.	7						" " 71	11	
								" " 50	29	
								" " 68	34	
								" " 258	29	
									90021	

36

Secretary's membership and per capita tax for the year

Cops number	Name of Cops	Quarter ending		Sept 30 1924	1924	March 30-1925	March 30-1925		
		June 30-1924	Per Capita membership						
1	Jack Chandler	60	6.00	64	6.40	67	6.70	66	6.60
3	James A. Septon	no report		17	1.70	19	1.90	19	1.90
4	Fanagut	114	11.40	114	11.40	108	10.80	107	10.70
5	Eduard Pomeroy	365	36.50	374	37.40	368	36.80	367	36.70
6	disbanded								
7	C. E. Foster	311	31.10	321	32.10	334	33.40	333	33.30
8	Gen. O. M. Poe	375	37.50	385	38.50	386	38.60	374	37.40
9	Stanton			7	.70	7	.70	7	.70
10	Fairbanks	325	32.50	323	32.30	329	32.90	342	34.20
11	Wm. Bell	59	5.90	55	5.50	53	5.30	50	5.00
12	disbanded								
14	Wm. A. Kent	55	5.50	54	5.40	57	5.70	57	5.70
15	Waddell	40	4.00	45	4.50	48	4.80	45	4.50
16	Earl Halbert	50	5.00	50	5.00	54	5.40	59	5.90
17	B. H. Reutter	69	6.90	70	7.00	67	6.70	66	6.60
18	R. S. Williams	55	5.50	57	5.70	54	5.40	53	5.30
19	Bradhead	35	3.50	31	3.10	29	2.90	29	2.90
20	Chas. E. Brisson	90	9.00	89	8.90	88	8.80	84	8.40
22	John Gillyaly	59	5.90	59	5.90	59	5.90	60	6.00
23	Gov. Coapo	157	15.70	159	15.90	162	16.20	159	15.90
25	Corbin	36	3.60	36	3.60	36	3.60	40	4.00
26	Duackenbush	143	14.30	133	13.30	133	13.30	133	13.30
27	Custer	49	4.90	49	4.90	46	4.60	47	4.70
28	Wm. H. Bordin	92	9.20	90	9.00	91	9.10	91	9.10
29	Andrew Macomber	113	11.30	111	11.10	110	11.00	103	10.30
30	James B. Mason	34	3.40	32	3.20	32	3.20	32	3.20
31	Butterworth	101	10.10	98	9.80	99	9.90	92	9.20
32	John Hunter	18	1.80	18	1.80	18	1.80	15	1.50
37	C. J. Dickerson	77	7.70	76	7.60	75	7.50	71	7.10
38	J. B. Bramard	69	6.90	67	6.70	67	6.70	67	6.70
39	disbanded								
41	Champlin	59	5.90	60	6.00	60	6.00	68	6.80
43	F. A. Buhl	93	9.30	94	9.40	115	11.50	123	12.30
46	disbanded								
48	J. F. Jones			12	1.20	12	1.20		
49	Joseph Wilson	49	4.90	49	4.90	49	4.90	49	4.90
50	Pay. Williams	28	2.80	28	2.80	23	2.30	23	2.30
54	Scott	39	3.90	39	3.90	40	4.00	41	4.10
56	We-ku-no	77	7.70	78	7.80	74	7.40	77	7.70
57	Saginaw	119	11.90	121	12.10	127	12.70	126	12.60
59	Billie Begole	35	3.50	38	3.80	37	3.70	37	3.70
64	Myron Baebler	28	2.80	27	2.70	27	2.70	26	2.60
65	Carpenter	61	6.10	61	6.10	60	6.00	63	6.30
66	Col. Fenton	67	6.70	68	6.80	68	6.80	68	6.80
68	Dewey	31	3.10	26	2.60	26	2.60	20	2.00
69	J. N. Farquahr	219	21.90	227	22.70	229	22.90	229	22.90
		3861	386.70	3868	386.80	3905	390.50	3778	377.80

1924 - 1925

Co. No.	Member	Quarter ending June 30 1924	Quarter ending Sept 30 1924	Quarter ending Dec 31 1924	Quarter ending March 30 1925
70	M. W. Dresser	24	240	23	230
71	M. B. Wells	11	110	8	80
72	Woodbury	117	1170	117	1170
75	Burnside	16	160	16	160
77	Wm. Sanborn	292	2920	297	2970
78	<del>O. H. Reed</del>				
79	Jackson Corey	39	380	38	380
89	Abel Lincoln	43	430	42	420
90	Moses Wisner	26	260	25	250
92	Col. Baker	22	220	22	220
94	Wm. H. Wilkins			23	230
96	Eli. P. Alexander	142	1420	144	1440
97	U. S. Grant	155	1550	156	1560
98	David Caba	22	220	20	200
100	Fitzgerald	102	1020	101	1010
101	Orin Whitcomb	42	420	42	420
102	Rich. Richardson	125	1250	112	1120
103	J. B. M. Pherson	70	700	68	680
105	Pfal Hearney	108	1080	108	1080
107	Ed. Knight	32	320	32	320
110	Orcutt	306	3060	302	3020
112	C. S. Travers	73	730	77	770
114	Ed. M. Pautzman	115	1150	116	1160
121	Lieut. H. Thomas	67	670	65	650
126	Col. Stewart	29	290	29	290
127	disbanded				
131	Phil M. Kernan	52	520	52	520
132	Tom Lewis	86	860	84	840
133	Henry T. Wallace	59	590	59	590
134	disbanded				
135	J. N. Penoyer	61	610	61	610
136	Hollingsworth	84	840	83	830
137	Morgan Parker	48	480	48	480
138	J. B. Richardson	50	500	49	490
140					
141	Gen. Oas. Griffess	45	450	45	450
145	O. P. Morton	19	190	17	170
147	Wm. P. Jones	68	680	68	680
151	M. S. Pherson	53	530	53	530
152	Lombard	121	1210	111	1110
153	J. F. Barrett	20	200	20	200
154	Ruddack	27	270	27	270
156	Heber LeFavour	26	260	26	260
157	John Stockton	39	390	38	380
158	Suspended				
159	Thos. Manning	72	720	73	730
		2908	29080	2874	2860

Case Number	Quarter	1924	Sept. 30	1924	Dec. 30-1924	March 30-1925		
No. 161 Stevens	33	330	82	320	32	320	31	310
162 Marvin	21	189	21	231	17	170	14	140
164 Mathew Antis	30	300	31	310	31	310	32	320
165 Major Webber	28	262	28	280	27	270	27	270
166 E. P. Case	30	300	30	300	30	300	19	190
168 H. D. Terry	31	310	32	320	31	310	34	340
169 H. B. Merrill	72	720	70	700	67	670	69	690
170 G. H. Warren	20	200	19	190	20	200	20	200
171 Amasa B. Watson	136	1360	134	✓	132	1320	134	1340
172 Ben. Lyons	19	180	19	190	19	190	18	180
173 Bapier	36	360	33	330	28	280	33	330
175 Dan S. Root	53	530	55	550	58	580	46	460
181 N. H. Ferry	33	330	33	330	35	350	29	290
183 Wm. Mayer	69	680	70	700	76	760	81	810
185 M. Harrah	65	585	89	890	60	600	59	590
186 Byron Stoddard	17	170	18	180	18	180	18	180
187 Sedgewick	15	135	14	140	14	140	14	140
188 A. Jackson	173	1730	175	1750	168	1680	171	1710
189 W. S. Eaton	42	420	43	430	54	540	54	540
191 W. T. Sherman	113	1130	108	1080	108	1080	106	1060
196 Walter Clifford	21	210	21	210	14	140	14	140
196 Geo. Martin	20	200	20	200	20	200	19	190
197 C. J. Bassett	102	1020	102	1020	104	1040	105	1050
201 Ryder	32	320	32	320	33	330	29	290
203 John A. Dip	32	320	37	370	43	430	42	420
210 R. P. Carpenter	68	680	68	680	69	690	67	670
211 David Beeber	57	570	61	610	57	570	59	590
212 L. C. Woodman	63	630	62	620	62	620	60	600
214 S. Q. Dawner	37	370	36	360	47	470	50	500
215 Welch	77	770	81	810	80	800	80	800
221 Tunell	79	790	79	790	74	740	71	710
224 C. F. Smith	153	1530	143	1430	139	1390	150	1500
226 A. M. Harmon	150	1500	150	1500	153	1530	156	1560
227 Wm. P. Everette	35	350	35	350	19	190	24	240
228 Major Lusk	64	640	65	650	73	730	78	780
231 A. C. Van Raalte	75	750	76	760	75	750	73	730
232 C. Colgrove	112	1120	109	1090	105	1050	103	1030
235 P. A. Webber	71	710	70	700	68	680	56	560
237 Alvincent Colvin	28	280	25	250	20	200	20	200
238 P. O. Connell	116	1160	116	1160	115	1150	117	1170
243 John P. Hart	64	640	64	640	60	600	58	580
245 Andrews	145	1450	141	1410	147	1470	141	1410
247 M. Cook	15	135	13	135	13	130	11	110
250 Gen. C. Smith	26	260	26	260	26	260	32	320
251 D. S. Royce	74	740	75	750	72	720	69	690
254 Kilburn	51	510	52	520	51	510	48	480
	9800	9800	2695		2768	28050		

107.63

Cops Number	Name	Quarter ending June 30, 1924		Sept. 30 1924		Per Capita				
		Members	Per Capita	Members	Per Capita					
✓ 255	Geo. Lighton	48	9.40	41	4.10	38	3.80	30	3.00	3.00
256	Joseph R. Smith	94	9.40	96	9.60	98	9.80	96	9.60	9.60
257	Michigan	78	7.80	78	7.80	90	9.00	100	10.00	10.00
258	Pleasanton	29	2.90	28	2.80	28	2.80	28	2.80	2.80
259	Washington	51	5.10	51	5.10	44	4.40	48	4.80	4.80
260	Frank Powell	41	4.10	40	4.00	41	4.10	41	4.10	4.10
✓ 267	John R. Logan	61	5.49x	61	6.10	56	5.60	51	5.10	5.10
		99.69	99.372	368		395	395.00	394	394.00	394.00

Memberships

1st Quarter  
2" "  
3" "  
4" "

10016  
9952  
9923  
9856

Per Capita Tap Received.

1 Quarter  
2 "  
3 "  
4. "

966.86  
995.20  
992.30  
985.60

Minnie Van Tassel, Sec.

Memberships and Per Capita Tax for 1925-

Corps	Quarterly Membership	Quarterly P.C. Tax	Quarterly Members	Quarterly P.C. Tax	Quarterly Membership	Quarterly P.C. Tax	Quarterly Membership	Quarterly P.C. Tax	March Per Cap Tax
1 Jack Chandler.	65	650	66	660	67	670	64	640	670
3 Paul R. Sexton.	20	200	20	200	17	170	16	160	160
4 Farragut.	106	1060	100	1000	99	990	99	990	990
5 Edward Courroy.	364	3640	352	3520	356	3560	359	3590	3590
7 Chas. J. Foster.	346	3460	351	3510	384	3840	401	4010	4010
8 Gen. O. M. Poel.	388	3880	390	3900	362	3620	372	3720	3720
9 Stanton.	7	70	7	70	7	70	7	70	70
10 Fairbanks.	359	3590	359	3590	370	3700	376	3760	3760
11 W. B. Bell.	51	510	48	480	49	490	48	480	480
14 Geo. A. Kent.	56	560	60	600	68	680	75	750	750
15 Waddell.	89	890	41	410	41	410	38	380	380
16 Earl Hulbert.	55	550	57	570	55	550	53	530	530
17 B. H. Rutter.	66	660	64	640	61	610	56	560	560
18 A. S. Williams.	74	740	44	440	45	450	47	470	470
19 Broadhead.	26	260	26	260	25	250	20	200	200
20 Chas. E. Grison.	86	860	88	880	95	950	96	960	960
22 John Gilluly.	58	580	58	580	57	570	51	510	510
23 Gov. Crapo.	147	1470	147	1470	140	1400	138	1380	1380
25 Corbin.	39	390	39	390	40	400	42	420	420
26 L. B. Quackebush.	133	1330	133	1330	121	1210	122	1220	1220
27 Custer.	52	520	59	590	57	570	60	600	600
28 Geo. H. Bordou.	79	790	77	770	88	880	84	840	840
29 Andrew Macomber.	107	1070	105	1050	104	1040	99	990	990
30 James B. Mason.	33	330	34	340	34	340	34	340	340
31 Butterworth.	92	920	88	880	87	870	85	850	850
32 John Hunter.	15	150	Disbanded						
37 O. J. Dickerson.	69	690	66	660	65	650	65	650	650
38 James B. Bramard.	66	660	67	670	67	670	67	670	670
41 Champlin.	66	660	68	680	67	670	67	670	670
43 F. A. Fuhl.	131	1310	139	1390	148	1480	153	1530	1530
48 J. J. Joney.	12	120	Disbanded						
49 Joseph Wilson.	46	460	45	450	45	450	51	510	510
50 Pap Williams.	24	240	24	240	24	240	24	240	240
54 Scott.	41	410	42	420	41	410	38	380	380
56 H. L. L. L.	72	720	68	680	67	670	64	640	640
57 Saginaw.	125	1250	124	1240	118	1180	106	1060	1060
59 Billie Begole.	36	360	35	350	34	340	34	340	340
64 Myron Baker.	26	260	25	250	21	210	15	150	150
65 Carpenter.	61	610	60	600	63	630	65	650	650
66 Col. Feuton.	67	670	65	650	63	630	61	610	610
68 Dewey.	20	200	15	150	15	150	15	150	150
69 F. K. Farquhar.	232	2320	235	2350	240	2400	248	2480	2480
70 M. H. Stevens.	22	220	22	220	22	220	20	200	200
71 Maurice B. Wells.	6	60	6	60	6	60	6	60	60
72 Hoodbury.	110	1100	115	1150	115	1150	103	1030	1030
		4060	4060	4034	4034	4047	4047	4044	4044

Quarter - June 30 Quarter Dept. 30

Coops	Members	P.C. Tax	Members	P.C. Tax	Members	P.C. Tax	Members	P.C. Tax	
75	Barnside.	15	150	13	130	16	160	16	160
77	Wm Sauton.	284	2840	283	2830	288	2880	286	2860
78	C. H. Reed.			16	160	13	130	12	120
79	Jackson Corey.	33	330	32	320	33	330	33	330
89	A. Lincoln.	40	400	41	410	40	400	38	380
90	Moses Kimer.	22	220	22	220	20	200	13	130
92	Col. Baker.	20	200	20	200	19	190	19	190
94	Wm D. Hillkins.	18	180	17	170	20	200	21	210
96	Eli. P. Alexander.	128	1280	128	1280	127	1270	144	1440
97	U. S. Grant.	127	1270	105	1050	106	1060	105	1050
98	David Oakes.	25	250	25	250	25	250	25	250
100	Fitzgerald.	86	860	86	860	89	890	88	880
101	Orion Whitcomb.	39	390	39	390	43	430	45	450
102	Dick Richardson.	107	1070	107	1070	106	1060	104	1040
103	D. McPherson.	65	650	65	650	65	650	65	650
106	Phil Kearney.	104	1040	106	1060	98	980	97	970
107	Edward Dwight.	33	330	32	320	30	300	30	300
100	Orcutt.	297	2970	295	2950	292	2920	287	2870
112	Chas. S. Graves.	80	800	80	800	85	850	90	900
114	Ed M. Prutzman.	121	1210	120	1200	118	1180	120	1200
121	Geo. H. Thomas.	59	590	59	590	58	580	56	560
126	Col. Stewart.	26	260	25	250	24	240	27	270
131	Phil McKeown.	50	500	50	500	50	500	50	500
132	Jim Lewis.	79	790	80	800	79	790	78	780
133	H. F. Hallack.	56	560	47	470	47	470	48	480
135	D. A. Feilger.	61	610	61	610	61	610	63	630
136	E. H. Hollingsworth.	85	850	86	860	82	820	69	690
137	Morgan Parker.	45	450	44	440	47	470	46	460
138	Chas. B. Richardson.	50	500	48	480	48	480	49	490
141	Geo. Chas. Griffin.	42	420	42	420	42	420	43	430
145	O. P. Morton.	18	180	18	180	18	180	22	220
147	Wm P. Jones.	59	590	60	600	62	620	62	620
151	McPherson.	41	410	41	410	40	400	40	400
152	Louvard.	105	1050	104	1040	100	1000	98	980
153	J. J. Barrett.	16	160	18	180	18	180	16	160
154	Ruddock.	24	240	24	240	24	240	24	240
156	Geber Kesteven.	25	250	25	250	25	250	25	250
157	John Stockdon.	42	420	40	400	41	410	41	410
159	Thomas Manning.	60	600	60	600	35	350	30	300
161	Stevens.	28	280	28	280	27	270	Disbanded	
162	Marvin.	14	140	Disbanded		32	320	32	320
164	Mathew Artis.	31	310	31	310	27	270	26	260
165	Major Hobbie.	28	280	20	200	20	200	21	210
166	E. T. Carr.	20	200	20	200	20	200	21	210
168	H. D. Terry.	32	320	33	330	34	340	35	350
		2740	27400	2704	27040	2677	26770	2659	26590



Memberships and Per Capita Tax for 1925 - 1926  
 Quarter June 30 Quarter Sept. 30 Quarter Dec. 31 Quarter March 31

Cops	Members	P.C. Tax	Members	P.C. Tax	Members	P.C. Tax	Members	P.C. Tax	
169 H. P. Merrill	67	670	64	640	68	630	60	600	
170 G. R. Harvey	18	180	18	180	19	190	19	190	
171 Amasa B. Hataou	128	1280	130	1300	131	1310	139	1390	
172 Gen. Lyon	18	180	18	180	18	180	17	170	
173 Baxter	32	320	34	340	34	340	37	370	
175 Lau S. Post	52	520	54	540	52	520	49	490	
181 F. H. Ferry	29	290	30	300	30	300	30	300	
183 H. W. Meyer	82	820	83	830	84	840	91	910	
185 John Megarok	57	570	50	500	40	400	40	400	
186 Byron Stoddard	17	170	18	180	16	160	16	160	
187 Hedgewick	9	90	Disbanded				X	X	
188 Albert Jackson	178	1780	179	1790	180	1800	183	1830	
189 W. L. Eaton	56	560	50	500	49	490	49	490	
191 W. S. Sherman	104	1040	101	1010	95	950	95	950	
190 Walter Clifford	13	130	13	130	12	120	12	120	
190 George Martin	18	180	18	180	17	170	17	170	
197 C. J. Bassett	108	1080	108	1080	98	980	107	1070	
201 Ryder	29	290	29	290	29	290	29	290	
203 John A. Dix	42	420	42	420	41	410	41	410	
210 R. P. Carpenter	67	670	67	670	69	690	68	680	
211 David Becker	53	530	52	520	53	530	53	530	
212 L. C. Woodman	57	570	56	560	54	540	45	450	
214 Simon A. Downer	49	490	49	490	52	520	53	530	
218 Welch	76	760	75	750	74	740	74	740	
221 Surril	70	700	68	680	63	630	64	640	
224 C. F. Smith	150	1500	141	1410	150	1500	138	1380	
225 A. M. Harmon	150	1500	156	1560	135	1350	135	1350	
227 W. T. Everett	26	260	30	300	30	300	29	290	
228 Mayor Luck	78	780	76	760	72	720	72	720	
231 A. O. Rau Raale	76	760	78	780	78	780	81	810	
232 C. Colegrove	102	1020	100	1000	101	1010	103	1030	
232 Peter C. Hebbert	55	550	51	510	52	520	44	440	
237 Alvin C. Colvin	19	190	18	180	17	170	17	170	
238 P. O'Connell	117	1170	124	1240	106	1060	107	1070	
242 John P. Hart	58	580	30	300	30	300	30	300	
240 Andrews	154	1540	149	1490	151	1510	155	1550	
247 McCook	11	110	Disbanded				X	X	
250 Gen. J. C. Smith	33	330	34	340	38	380	38	380	
251 D. B. Royce	69	690	69	690	66	660	66	660	
254 Kilbourn	54	540	57	570	58	580	56	560	
255 Gen. Leighton	30	300	30	300	30	300	30	300	
256 Joseph R. Smith	96	960	97	970	97	970	87	870	
257 Detroit Michigan	102	1020	104	1040	100	1000	100	1000	
258 Pleasanton	28	280	21	210	21	210	20	200	
259 Washington	48	480	38	380	31	310	28	280	
		2985	\$288.50	2803	\$280.30	2733	\$2733.00	2724	\$2724.00

Order	Members	Quarter June 30		Quarter Sept 30		Quarter Dec 31		Quarter March 31	
		Members	T.C. Tax	Members	T.C. Tax	Members	T.C. Tax	Members	T.C. Tax
No 200	Frank Towell.	39	390	38	380	31	310	31	310
207	John A. Logan.	48	480	49	490	42	420	39	390
		<u>87</u>	<u>\$870</u>	<u>87</u>	<u>\$870</u>	<u>73</u>	<u>\$730</u>	<u>70</u>	<u>700</u>

Members for this quarter ending March 31<sup>st</sup> 9856

Members quarter ending June 30<sup>th</sup> 9777.

Per Capita Tax rec'd for June 30<sup>th</sup> \$977.70 = Paid Per Capita Tax to Nat'l. \$244.45

Members quarter ending Sept. 30 9628

Per Capita Tax rec'd for Sept. 30<sup>th</sup> \$962.50 = Paid Per Capita Tax to Nat'l " " \$240.70

Members quarter ending Dec. 31 9527

Per Capita Tax rec'd for Dec. 31<sup>st</sup> \$952.70 = Paid Per Capita Tax to Nat'l. \$235.18

Members quarter ending March 31 9497

Per Capita Tax rec'd for March 31<sup>st</sup> \$949.70 = Paid Per Capita to Nat'l \$227.43

Ada F. Davidson.

Sept. Decy 1925-1926.

Membership and Per Capita Tax for 1922  
 Quarter 6/30 Quarter Sept 30 Quarter Dec 31 Quarter March 31

Coops.	Members	P.C. Tax	members	Per Capita	members	Per Capita	members	Per Capita
No. 1 J. O. Chandler	57	570	57	570	56	560	53	530
3 James A. Sexton	16	160	16	160	16	160	13	130
4 Farragut	101	1010	101	1010	103	1030	99	990
5 Edward Romero	356	3560	362	3620	359	3590	339	3390
7 Chas L. Foster	404	4040	399	3990	391	3910	388	3880
8 Gen O. M. Poe	391	3910	400	4000	388	3880	374	3740
9 Stanton			Disbanded Nov 30		370	3700		
10 Fairbanks	388	3880	390	3900	390	3900	377	3770
11 Ben Bell	48	480	48	480	48	480	47	470
14 Wm A. Kent	75	750	75	750	79	790	78	780
15 Waddell	36	360	36	360	34	340	34	340
16 Earl Hulbert	51	510	51	510	50	500	51	510
17 B. H. Rutter	55	550	53	530	50	500	48	480
18 A. S. Williams	41	410	41	410	43	430	43	430
19 Broadhead	20	200	19	190	19	190	19	190
20 Chas E. Grison	94	940	90	900	90	900	88	880
22 John Billuly	52	520	52	520	54	540	54	540
23 Gov. Crapo	139	1390	139	1390	141	1410	141	1410
25 Corbin	50	500	51	510	49	490	47	470
26 L. B. Duackebush	125	1250	125	1250	134	1340	135	1350
27 Leuster	62	620	62	620	56	560	50	500
28 Wm H. Bodue	84	840	82	820	84	840	83	830
29 Andrew-Macomber	94	940	94	940	88	880	80	800
30 James B. Mason	35	350	35	350	35	350	35	350
31 Butterworth	85	850	85	850	78	780	78	780
32 Disbanded Sept 30/25								
37 C. J. Dickerson	64	640	64	640	62	620	60	600
38 J. B. Brainard	65	650	67	670	67	670	63	630
41 Champlin	69	690	75	750	79	790	70	700
43 F. A. Buhl	159	1590	156	1560	166	1660	165	1650
48 Disbanded Sept 30/25								
49 Joseph Wilson	52	520	50	500	48	480	51	510
50 Pap Williams	21	210	21	210	21	210	21	210
54 Scott	38	380	37	370	34	340	33	330
56 Wa-bu-no	62	620	60	600	62	620	62	620
57 Aginsaw	104	1040	106	1060	104	1040	104	1040
59 Billie Begofe	37	370	37	370	36	360	32	320
64 Mym Baker	20	200	17	170	15	150	15	150
65 Carpenter	64	640	63	630	63	630	70	700
66 Denton	53	530	53	530	57	570	44	440
68 Dewey	15	150	Disbanded					
69 F. N. Huppacher	251	2510	252	2520	252	2520	255	2550
70 W. H. Dresser	20	200	20 Disbanded 1923		20	200	9	90
71	Disbanded in 1923							
72 Frodbury	99	990	105	1050	104	1040	101	1010

1927. Quarters June 30. Quarter Sept 30 Dec Mar 31-1927

Co. No.	Members	PC Tax	Members	Per Capita	Members	Per Capita	Members	Per Capita
75	Burnside	16	160	16	160	Disbanded		
77	Wm Sanborn	285	2850	291	2910	291	2910	305 3050
78	O H Reed	12	120	Disbanded				
79	Jackson Corey	34	340	36	360	35	350	34 340
89	A Lincoln	41	410	41	410	40	400	38 380
90	Disbanded Mar 30/26							
92	Col Baker	17	170	17	170	17	170	19 190
94	Wm D Wilkins	21	210	21	210			
96	Eli P. Alexander	150	1500	151	1510	150	1500	150 1500
97	U. S. Grant	107	1070	107	1070	107	1070	109 1090
98	David Oaks	27	270	27	270	27	270	23 230
100	Fitzgerald	87	870	85	850	83	830	80 800
101	Orin Whitcomb	47	470	41	410	43	430	43 430
102	Dick Richardson	102	1020	105	1050	105	1050	103 1030
103	J. B. McPherson	63	630	62	620	62	620	55 550
105	Phil Kearney	90	900	91	910	94	940	92 920
107	Edward Dwight	30	300	30	300	30	300	28 280
110	Orcutt	280	2800	285	2850	280	2800	265 2650
112	Chas L Travers	100	1000	100	1000	100	1000	99 990
114	Ed M Pritzman	123	1230	116	1160	117	1170	116 1160
121	Geo H. Thomas	57	570	55	550	55	550	53 550
136	Col. Stewart	26	260	26	260	26	260	24 240
131	Phil McKernan	50	500	50	500	45	450	43 430
132	Tim Lewis	76	760	76	760	73	730	72 720
133	H F Wallace	47	470	48	480	49	490	47 470
135	J. N. Penoyer	63	630	65	650	64	640	63 630
136	E. W. Hollingsworth	69	690	70	700	71	710	70 700
137	Morgan Baker	48	480	47	470	47	470	53 530
138	L. B. Richardson	46	460	46	460	45	450	44 450
141	Samuel Harris	41	410	42	420	43	430	43 430
145	C. P. Morton	25	250	22	220	23	230	23 230
147	Wm J Sumis	68	680	68	680	65	650	61 610
151	Wc Pherson	39	390	40	400	43	430	38 380
152	Lombard	98	980	98	980	94	940	89 890
153	J T Barret	13	130	12	120	16	160	17 170
154	Ruddock	24	240	23	230	22	220	22 220
156	Herber La Favour	27	270	27	270	27	270	27 270
157	John Stockton	41	410	41	410	40	400	40 400
159	Thos Manning	44	440	43	430	39	390	37 370
161	Disbanded Dec 31/25							
162	Disbanded Sept 30/25							
164	Matheo Artis	32	320	32	320	30	300	30 300
165	Major Weber	26	260			26	260	24 240
166	E. P. Chase	18	180	18	180	14	140	Disbanded
168	H D Terry	44	440	44	440	53	530	55 550

Quarter from 30

	Members	Per Capita	Net			Div		
169 H. P. Merrill	62	620	62	620	65	650	66	660
170 G. K. Warren	16	160	16	160	15	150	15	150
171 Amasa B. Watson	139	1390	139	1390	143	1430	143	1430
172 Gen Lyons	17	170	17	170	17	170	17	170
173 Baxter	33	330	31	310	31	310	34	340
175 Dan S. Root	51	510	56	560	56	560	53	530
181 W. H. Ferry	30	300	27	270	26	260	24	240
183 Wm Meyer	96	960	96	960	96	960	101	1010
184 185 John Megarrah	30	300	26	260	26	260	30	300
186 Byron Stoddard	17	170	17	170	17	170	17	170
187 Disbanded Sept 30/25								
188 Albert Jackson	186	1860	177	1770	178	1780	176	1760
189 W. S. Eaton	49	490	49	490	49	490	49	490
191 H. L. Sherman	87	870	86	860	66	660	70	700
195 Walter Clifford	12	120	11	110	11	110	10	100
196 Geo. Martin	17	170	14	140	14	140	13	130
197 C. J. Bassett	106	1060	102	1020	104	1040	106	1060
201 Redder	29	290	28	280	28	280	26	260
203 John A. Dlix	39	390	37	370	36	360	33	330
210 B. P. Carpenter	67	670	66	660	63	630	64	640
211 David Becker	50	500	50	500	46	460	45	450
212 L. E. Woodman	45	450	43	430	43	430	43	430
214 S. A. Downs	53	530	53	530	51	510	48	480
218 Welch	76	760	75	750	77	770	77	770
221 Furril	61	610	60	600	61	610	61	610
224 C. F. Smith	144	1440	130	1330	103	1030	103	1030
225 A. M. Harmon	140	1400	140	1400	140	1400	140	1400
227 Wm. P. Everett	32	320	35	350	35	350	35	350
228 Major Lusk	72	720	64	640	64	640	65	650
231 A. C. Van Raalte	35	350	34	340	33	330	35	350
232 G. Colgrove	104	1040	106	1060	105	1050	102	1020
235 Peter A. Webber	45	450	44	440	43	430	40	400
237 Vincent Collins	17	170	16	160	15	150	13	130
238 P. O. Cornwell	105	1050	106	1060	106	1060	96	960
243 John P. Hart					30	300	30	300
245 Andrews	151	1510	153	1530	153	1530	160	1600
247 Disbanded Sept 30/25								
250 Gen J. B. Smith	44	440	47	470	46	460	46	460
251 E. J. Royce	62	620	61	610	50	500	45	450
254 Kilbourne	100	1000	102	1020	102	1020	103	1030
255 Disbanded Apr 6-1926								
256 J. R. Smith	88	880	89	890	87	870	84	840
257 Michigan	103	1030	103	1030	83	830	90	900
258 Pleasanton	20	200	19	190	19	190	19	190
259 Washington					28	280	28	280

	June 30		Sept 31		Dec 30		Mar 31	
	members	Per Capita	members	Per Capita	members	Per Capita	members	Per Capita
260 Frank Powell	30	300	30	300	30	300	33	330
267 John A Logan	40	400	39	390	40	400	39	390
268 Alan Seroggin					21	210	26	260

Members for the quarter ending March 31-1926 9497  
 Members quarter June 30th \$9404

Per Capita tax received June 30 \$940.40 Paid Natl. Per Capita \$235.10  
 Members quarter Sept 30 9369

Per Capita tax received Sept 30 \$936.70 Paid Natl. Per Capita \$234.23  
 Members quarter Dec 31 9320

Per Capita tax received Dec 31 \$932.00 Paid Natl. Per Capita \$233.00  
 Members quarter Mar 31 9170

Per Capita tax received Mar 31 \$917.00 Paid Natl. Per Capita \$229.25

Caroline Riddlecomb

2417 N. Blvd. Dept Secy.  
 Port Huron, Mich. 1926-1927

# Membership and Per Capita Tax for 1927

Corps	Quarter June 30		Quarter Sept 30		Quarter Dec 31		Quarter Mar 31		No	
	Members	Per Capita	Members	P.C. Tax	Members	P.C. Tax	Members	P.C. Tax		
No 1	Jack Chandler	53	5 30	54	5 40	55	5 50	57	5 70	9
3	James A. Sexton	14	1 40	15	1 50	15	1 50	15	1 50	98
4	Farragut	96	9 60	93	9 30	93	9 30	90	9 30	10
5	Edward Romero	343	34 30	337	33 70	338	33 80	338	33 80	10
7	Chas. F. Foster	398	39 80	401	40 10	409	40 90	406	40 60	10
8	Gen. O. M. Poe	407	40 70	410	41 00	408	40 80	419	41 90	10
10	Fairbanks	407	40 70	407	40 70	413	41 30	413	41 30	10
11	Wm Bell	47	4 70	47	4 70	47	4 70	47	4 70	10
14	Wm A. Kent	77	7 70	71	7 10	69	6 90	63	6 30	11
15	Waddell	30	3 00	30	3 00	30	3 00	28	2 80	11
16	Earl Halbert	53	5 30	53	5 30	54	5 40	54	5 40	11
17	B. H. Rutter	47	4 70	47	4 70	47	4 70	48	4 80	12
18	A. S. Williams	46	4 60	41	4 10	33	3 30	35	3 50	12
19	Broadhead	18	1 80	<i>Disbanded Aug. 1927.</i>						13
20	Chas. E. Triscon	86	8 60	86	8 60	84	8 40	83	8 30	13
22	John Gillily	52	5 20	50	5 00	50	5 00	50	5 00	13
23	Gov. Crapo	151	15 10	157	15 70	156	15 60	113	11 30	13
25	Corbin	50	5 00	49	4 90	47	4 70	46	4 60	13
26	L. B. Guackumbush	135	13 50	141	14 20	137	13 70	143	14 30	13
27	Custer	50	5 00	55	5 50	60	6 00	51	5 10	13
28	Wm A. Borden	90	9 00	89	8 90	88	8 80	84	8 40	13
29	Audrew Macomber	80	8 00	80	8 00	75	7 50	75	7 50	14
30	James B. Mason	34	3 40	34	3 40	34	3 40	33	3 30	14
31	Butterworth	80	8 00	83	8 30	85	8 50	84	8 40	14
37	C. J. Dickerson	50	5 00	52	5 20	55	5 50	58	5 80	13
38	J. B. Brainard	63	6 30	63	6 30	62	6 20	62	6 20	15
41	Champlin	72	7 20	73	7 30	70	7 00	70	7 00	15
43	F. A. Buhl	197	19 70	203	20 30	220	22 00	223	22 30	15
49	Joseph Wilson	50	5 00	50	5 00	51	5 10	51	5 10	15
54	Scott	35	3 50	36	3 60	36	3 60	33	3 30	15
56	Wa Bu No	58	5 80	56	5 60	58	5 80	49	4 90	16
57	Saginaw	96	9 60	89	8 90	92	9 20	104	10 40	16
59	Billie Begole	33	3 30	32	3 20	32	3 20	32	3 20	16
64	Myron Baker	16	1 60	10	1 00	10	1 00	10	1 00	16
65	Carpenter	69	6 90	68	6 80	69	6 90	58	5 80	17
66	Col. Fenner	47	4 70	47	4 70	47	4 70	47	4 70	17
69	F. N. Farguahan	259	25 90	259	25 90	260	26 00	265	26 50	17
70	M. W. Dresser	9	90	11	1 10	11	1 10	12	1 20	17
72	Woodbury	100	10 00	100	10 00	97	9 70	101	10 10	17
77	Wm Sartory	303	30 30	303	30 30	295	29 50	295	29 50	18
79	Jackson Corry	34	3 40	34	3 40	32	3 20	31	3 10	18
89	A. Lincoln	41	4 10	41	4 10	42	4 20	42	4 20	18
92	Col. Baker	16	1 60	16	1 60	13	1 30	13	1 30	18
96	Eli P. Alexander	152	15 20	148	14 80	148	14 80	137	13 70	18

and 1928. Capt M. Simpson Dept Secretary  
 Quarter June 30 Quarter Sept 30 Quarter Dec 31 Quarter Mar 31

Corps		Members	P.C. Tax	Members	P.C. Tax	Members	P.C. Tax	Members	P.C. Tax
No 97	U. S. Grant	102	1020	102	1020	100	1000	100	1000
98	David Baker	23	230	22	230	21	210	22	220
100	Fitzgerald	80	800	82	820	76	760	76	760
101	Abel Whitcomb	43	430	43	430	43	430	44	440
102	Dick Richardson	105	1050	110	1110	112	1120	109	1090
103	J. B. Mc Pherson	54	540	52	520	49	490	46	460
105	Phil Kearney	92	920	90	900	91	910	90	900
107	Edward Dwight	27	270	27	270	27	270	26	260
110	Arcutt	267	2670	269	2690	280	2800	286	2860
112	Chas S. Travers	99	990	99	990	103	1030	111	1110
114	Ed. M. Prutzman	114	1140	110	1110	114	1140	116	1160
121	Geo. H. Thomas	57	570	58	580	60	600	59	590
126	Col. Stewart	22	220	21	210	19	190	19	190
131	Phil Mc Kernan	47	470	48	480	49	490	50	500
132	Tim Lewis	69	690	67	670	68	680	68	680
133	H. F. Wallace	44	440	45	450	44	440	47	470
135	J. M. Penroyer	63	630	56	560	56	560	51	510
136	E. W. Hollingsworth	71	710	69	690	72	720	67	670
137	Morgan Parker	53	530	52	520	58	580	55	550
138	J. D. Richardson	45	450	45	450	48	480	48	480
141	Gen. Chas. Triffin	42	420	41	410	40	400	39	390
145	O. P. Morton	24	240	25	250	29	290	29	290
147	Wm P. Linnis	52	520	50	500	57	570	64	640
151	Mc Pherson	36	360	36	360	32	320	33	330
152	Lombard	91	910	90	900	99	990	93	930
153	J. J. Barret	17	170	15	150	16	160	17	170
154	Ruddock	20	200	20	200	21	210	25	250
156	Heber La Favour	25	250	29	290	29	290	36	360
157	John Stockton	43	430	42	430	42	420	44	440
159	Thomas Manning	34	340	33	330	27	270	27	270
164	Mathew Artist	29	290	28	280	28	280	28	280
165	Major Webber	22	220	22	220	21	210	21	210
168	H. D. Terry	56	560	56	560	59	590	61	610
169	H. P. Merrill	68	680	68	680	65	650	67	670
170	G. K. Warren	15	150	14	140	15	150	15	150
171	Anara B. Watson	143	1430	143	1430	138	1380	137	1370
172	Gen Lyon	18	180	16	160	16	160	15	150
173	Baxter	36	360	34	340	30	300	30	300
175	Daw S. Root	54	540	53	530	51	510	54	540
181	M. H. Ferry	23	230	22	220	22	220	20	200
183	Wm Moyer	99	990	102	1020	104	1040	109	1090
185	John Mezarah	35	350	35	350	40	400	46	460
186	Byron Stoddard	16	160	16	160	14	140	14	140
188	Albert Jackson	198	1980	199	1990	200	2000	202	2020



Membership and Per Capita Tax 1927 - 1928.

Corps	No.	Name	June 30	Sept 30	Dec 31	Mar 31
	189	W. T. Eaton	46	44	46	46
	191	W. J. Sherman	75	75	65	51
	195	Walter Clifford	10	10	10	10
	196	George Martin	13	13	13	13
	197	C. G. Basset	105	103	106	98
	201	Ryder	26	24	24	24
	203	John A. Dix	31	31	31	30
	210	R. P. Carpenter	64	62	64	63
	211	David Becker	42	44	44	44
	212	L. C. Woodman	43	42	40	38
	214	Simon A. Downer	48	48	53	52
	218	Welch	77	77	79	79
	221	Jurvil	54	51	53	53
	224	C. F. Smith	100	102	102	98
	225	A. M. Harmon	144	88	92	92
	227	Wm P. Everette	35	35	35	35
	228	Major Lusk	57	50	53	52
	231	A. A. Van Raalte	84	83	90	84
	232	C. Colgrove	108	110	105	105
	235	Peter W. Weber	39	41	39	38
	237	Alvincent Colvin	16	18	18	18
	238	P. A. Council	98	69	76	76
	243	John P. Hart	30	30	25	25
	245	Andrews	164	161	151	148
	250	Gen. J. C. Smith	46	46	45	46
	251	D. S. Royce	50	50	49	48
	254	Kilbourn	103	103	102	100
	256	Joseph P. Smith	92	95	96	103
	257	Michigan	89	92	90	90
	258	Pleasanton	19	19	19	19
	260	Frank Powell	32	31	30	30
	267	John A. Logan	41	42	43	43
	268	Dean Scroggie	27	27	27	28
	269	A. D. Congdon	Instituted Nov 30 - 1927		20	20

Members for quarter ending	Mar 31 - 1927	9170
Members " " "	June 30	9224
Members " " "	Sept 30	9093
Members " " "	Dec 30	9124
Members " " "	Mar 31	9085

Per Capita Tax Paid National	June 30	230.60
" " " " " "	Sept 30	227.32
" " " " " "	Dec 31	228.10
Per Capita Tax Paid National	Mar 31	227.13

Leah M. Simpson  
Department Secretary  
1927 - 1928.

8345 Linwood Ave Detroit

Membership and Per Capita Tax 1927-1928.  
 Quarter June 30<sup>th</sup> Quarter Sept 30<sup>th</sup> Quarter Dec 31<sup>st</sup> Quarter March 31<sup>st</sup>

No	Member	Members	Per Capita Tax	Members	Per Capita Tax	Members	Per Capita Tax	Members	Per Capita Tax
1	Jack Chandler	53	530	54	540	53	530	56	560
3	James A. Sexton	15	150	15	150	16	160	15	150
4	Farragut	93	930	95	950	99	990	95	950
5	Edward Pomeroy	326	3260	314	3140	305	3050	298	2980
7	Chas. P. Foster	416	4160	417	4170	415	4150	418	4180
8	Gen. O. M. Poe	440	4400	437	4370	458	4580	467	4670
10	Fairbanks	383	3830	385	3850	378	3780	373	3730
11	Wm Bell	46	460	45	450	42	420	41	410
14	Wm A. Kent	63	630	61	610	61	610	55	550
15	Waddell	20	200	20	200	21	210	24	240
16	Earl Halbert	45	450	45	450	43	430	43	430
17	B. H. Rutter	49	490	49	490	47	470	47	470
18	A. S. Williams	34	340	34	340	35	350	35	350
20	Chas E. Frisson	83	830	84	840	79	790	76	760
22	John Killaly	50	500	48	480	46	460	46	460
23	Gov. Craps	113	1130	114	1140	114	1140	114	1140
25	Corbin	46	460	47	470	41	410	41	410
26	N. B. Quackenbush	145	1450	145	1450	142	1420	141	1410
27	Custer	54	540	55	550	54	540	49	490
28	Wm A. Borden	83	830	83	830	74	740	75	750
29	Andrew Macomber	70	700	68	680	63	630	63	630
30	James B. Mason	33	330	33	330	33	330	33	330
31	Butterworth	85	850	86	860	86	860	81	810
37	J. Dickerson	56	560	56	560	58	580	56	560
38	J. B. Brainard	64	640	64	640	61	610	60	600
41	Champlain	72	720	77	770	76	760	75	750
43	F. A. Buhl	234	2340	234	2340	236	2360	233	2330
49	Joseph Nilson	51	510	51	510	50	500	50	500
54	Scott	38	380	38	380	38	380	37	370
56	Wa Bu-No	49	490	37	370	37	370	35	350
57	Saginaw	114	1140	116	1160	129	1290	131	1310
59	Billie Bigole	32	320	31	310	28	280	27	270
64	Myron Baker	5	50	6	60	6	60	3	30
65	Carpenter	60	600	61	610	67	670	68	680
66	Col. Fenton	47	470	39	390	39	390	28	280
69	Farguhar	279	2790	279	2790	286	2860	292	2920
70	M. W. Dresser	14	140	14	140	12	120	12	120
72	Woodbury	97	970	16	960	93	930	93	930
77	Sandborn	304	3040	304	3040	254	2540	253	2530
79	Jackson Corey	31	310	31	310	28	280	30	300
89	A. Lincoln	44	440	48	480	51	510	51	510
92	Col. Baker	13	130	13	130	13	130	10	100
96	Eli P. Alexander	133	1330	132	1320	136	1360	134	1340
97	U. A. Grant	100	1000	63	630	53	530	53	530
98	David Oake	22	220	24	240	23	230	22	220
		4604	46040	4542	45420	4479	44790	4459	44590

Membership and Per Capita Tax 1927-1928

No	Quarter Members	June 30 Per Capita Tax	Quarter	Sept. 30 <sup>th</sup>	Quarter	Dec. 31 <sup>st</sup>	Quarter	March 31		
100	Fitzgerald	77	770	74	740	78	780	74	740	19
101	Orin Whitcomb	44	440	44	440	42	420	44	440	19
102	Dick Richardson	107	1070	110	1100	111	1110	110	1100	20
103	J. B. McPherson	45	450	42	420	40	400	37	370	20
105	Phil Kearney	96	960	104	1040	106	1060	111	1110	21
107	Edward Wright	25	250	25	250	25	250	22	220	21
110	Orcutt	307	3070	308	3080	314	3140	303	3030	21
112	Chas. J. Traverce	111	1110	116	1160	122	1220	129	1280	21
114	Ed M. Prutzman	115	1150	112	1120	110	1100	112	1120	21
121	Geo. H. Thomas	59	590	61	610	57	570	60	600	22
126	Col Stewart	18	180	19	190	19	190	19	190	22
131	Phil McKernan	50	500	50	500	51	510	51	510	22
132	Tom Lewis	71	710	69	690	66	660	65	650	22
133	H. F. Wallace	49	490	49	490	49	490	48	480	22
135	J. W. Penoyer	51	510	54	540	55	550	56	560	23
136	E. W. Hollingworth	61	610	60	600	52	520	52	520	23
137	Morgan Parker	55	550	54	540	55	550	54	540	23
138	J. B. Richardson	50	500	49	490	49	490	49	490	23
141	Gen. Chas. Griffen	38	380	38	380	36	360	34	340	23
145	O. P. Morton	27	270	25	250	25	250	25	250	24
147	W <sup>m</sup> P. Innis	57	570	58	580	56	560	56	560	24
151	McPherson	32	320	32	320	32	320	25	250	25
152	Kombard	101	1010	100	1000	103	1030	98	980	25
153	J. S. Barrett	17	170	17	170	17	170	17	170	25
154	Ruddock	25	250	27	270	27	270	27	270	25
156	Heber La Favour	39	390	39	390	38	380	35	350	25
157	John Stockton	43	430	42	420	45	450	44	440	25
159	Thomas Manning	27	270	27	270	27	270	26	260	26
164	Mathew Artie	28	280	28	280	28	280	28	280	26
165	Mayor Webber	21	210	18	180	18	180	18	180	26
168	H. D. Derry	61	610	58	580	57	570	57	570	26
169	H. P. Meshill	67	670	67	670	67	670	64	640	
170	G. H. Warren	15	150	15	150	15	150	15	150	
171	Amasa B. Watson	135	1350	132	1320	132	1320	131	1310	
172	Sen. Lyon	17	170	17	170	17	170	14	140	
173	Batter	30	300	30	300	28	280	28	280	
175	Dan S. Root	50	500	47	470	47	470	46	460	
181	H. H. Ferry	19	190	19	190	20	200	20	200	
183	W <sup>m</sup> Moses	108	1080	108	1080	111	1110	114	1140	
185	John Megarok	45	450	40	400	40	400	40	400	
186	Byron Stodard	14	140	14	140	14	140	12	120	
188	Albert Jackson	205	2050	174	1740	173	1730	173	1730	
189	W. S. Galton	46	460	44	440	44	440	45	450	
191	W. S. Sherman	52	520	50	500	50	500	54	540	
195	Walter Clifford	10	100	10	100	10	100	9	90	
								2650	2650	
		2720	27200	2676	26760	2678	26780	2650	26500	

Membership and Per Capita Tax 1928-1929

No	Member	Quarter June 30	Per Capita Tax	Quarter Sept 30	Per Capita Tax	Quarter Dec 31	Per Capita Tax	Quarter March 31	Per Capita Tax
196	Geo. Martin	13	130	13	130	13	130	11	110
197	C. J. Bassett	98	980	101	1010	100	1000	71	710
201	Byder	30	300	33	330	40	400	40	400
203	John A. Dix	30	300	28	280	28	280	28	280
210	R. P. Carpenter	64	640	64	640	62	620	60	600
211	David Becker	41	410	38	380	39	390	38	380
212	L. C. Woodman	38	380	37	370	32	320	20	200
214	Simon A. Downer	51	510	51	510	51	510	53	530
218	Welch	83	830	85	850	88	880	85	850
221	Duril	52	520	52	520	45	450	45	450
224	C. F. Smith	98	980	77	770	77	770	76	760
225	A. M. Harmon	92	920	92	920	92	920	69	690
227	W <sup>m</sup> P. Everett	38	380	38	380	38	380	39	390
228	Major Lusk	53	530	50	500	46	460	44	440
231	A. C. Van Rattlee	86	860	85	850	80	800	76	760
232	C. Colgrove	113	1130	115	1150	113	1130	113	1130
235	Peter G. Weber	36	360	35	350	35	350	35	350
237	Alvincent Colvin	18	180	18	180	19	190	19	190
238	P. O'Connell	75	750	75	750	75	750	60	600
243	John P. Hart	25	250	25	250	25	250	10	100
245	Andrews	144	1440	142	1420	134	1340	128	1280
250	Gen D. C. Smith	48	480	49	490	47	470	45	450
251	D. W. Royce	49	490	47	470	47	470	45	450
254	Tilbourn	101	1010	98	980	98	980	98	980
256	Joseph R. Smith	116	1160	118	1180	118	1180	121	1210
257	Michigan	80	800	91	910	80	800	80	800
258	Pleasanton	19	190	19	190	19	190	19	190
260	Frank Powell	28	280	27	270	39	390	38	380
267	John A. Logan	42	420	47	470	47	470	57	570
268	Dean Scroggie	78	780	18	180	18	180	18	180
269	A. D. Congdon	19	190	19	190	21	210	21	210
		<u>1808</u>	<u>18080</u>	<u>1787</u>	<u>17870</u>	<u>1766</u>	<u>17660</u>	<u>1682</u>	<u>16820</u>

Members for quarter ending	March 31-1928-	9085	Rec. Per Capita Tax	913.20
" " "	June 30 1928	9132	" " "	900.50
" " "	Sept 30 1928	9005	" " "	892.30
" " "	Dec. 31 1928	8923	" " "	877.10
" " "	March 31-1929	8771		

Per Capita Tax paid National	June 30 <sup>th</sup> 1928	\$228.30	Maude Parker Irwin Department Secretary 1928-1929
" " " "	Sept. 30 1928	225.53	
" " " "	Dec. 31 1928	223.08	
" " " "	March 31 1929	219.28	

Audited and found correct May 31, 1929  
Ruth M. Young

Memberships and Per Capita Tax 1927-28

No.	Name	Quarter Ending		Quarter		Quarter		Quarter		Age
		June 30	Per Cap.	Sept 30	Tax	Dec 31	Tax	Mar 31	Tax	
1	Zach Chandler	58	580	59	590	58	580	59	590	100
3	James A. Sexton	19	190	19	190	19	190	23	230	100
4	Farragut	76	960	96	960	94	940	94	940	100
5	Edward Pomeroy	308	3080	307	3070	309	3090	303	3030	100
7	Chas. J. Foster	418	4180	411	4110	389	3890	396	3960	100
8	Gen. P. M. Poe	482	4820	485	4850	496	4960	503	5030	100
10	Hairbanks	387	3870	385	3850	391	3910	397	3970	100
11	William Bell	41	410	41	410	40	400	40	400	100
14	William A. Kent	55	550	54	540	53	530	52	520	100
15	Haddell	22	220	23	230	20	200	16	160	100
16	Carl Halbert	41	410	36	360	37	370	38	380	100
17	B. H. Putter	46	460	44	440	44	440	43	430	100
18	A. S. Williams	33	330	30	300	29	290	26	260	100
20	Chas. E. Gresson	75	750	75	750	66	660	65	650	100
22	John Hilluly	45	450	44	440	44	440	42	420	100
23	Gov. Crafo	119	1190	85	850	94	940	94	940	100
25	Corbin	42	420	44	440	45	450	44	440	100
26	Crackenbush	148	1480	154	1540	141	1410	139	1390	100
27	Custer	49	490	48	480	47	470	47	470	100
28	William H. Borden	74	740	75	750	63	630	62	620	100
29	Andrew Macomber	63	630	60	600	58	580	57	570	100
30	James B. Mason	31	310	31	310	30	300	30	300	100
31	Butterworth	84	840	85	850	88	880	88	880	100
37	C. J. Dickerson	56	560	53	530	50	500	47	470	100
38	J. B. Brainard	57	570	58	580	64	640	66	660	100
41	Champlin	73	730	74	740	75	750	71	710	100
43	F. A. Buhl	241	2410	230	2300	240	2400	247	2470	100
49	Joseph Wilson	50	500	50	500	50	500	54	540	100
54	Scott	36	360	36	360	35	350	37	370	100
56	W. A. - bu - no	35	350	35	350	30	300	33	330	100
57	Laginaw	139	1390	139	1390	143	1430	141	1410	100
59	Billie Beggs	25	250	28	280	28	280	26	260	100
64	Myron Baker	4	40	4	40	4	40	3	30	100
65	Carpenter	63	630	63	630	62	620	70	700	100
66	Col. Fenton	27	270	25	250	25	250	25	250	100
69	Farguhar	297	2970	295	2950	300	3000	310	3100	100
70	M. H. Dresser	12	120	14	140	16	160	15	150	100
72	Woodbury	90	900	89	890	90	900	86	860	100
77	Sanborn	255	2550	257	2570	219	2190	221	2210	100
79	Jackson Corey	27	270	29	290	28	280	28	280	100
89	A. Lincoln	50	500	51	510	49	490	51	510	100
92	Col. Baker	10	100	10	100	10	100	10	100	100
96	Chas. P. Alexander	119	1190	121	1210	119	1190	118	1180	100
97	W. S. Grant	61	610	60	600	67	670	64	640	100
98	David Baker	22	220	22	220	22	220	20	200	100
		4456	44560	4444	44440	4381	43810	4375	43750	

Disbanded June

Membership and Per Capita Tax 1929-30

No.	Name of Corps	Quarter ending 6-30		Quarter Ending Sept. 30-29		Quarter Dec. 31		Quarter March 31	
		Members	Per. Capita Tax	Members	Per. Capita Tax	Members	Per. Capita Tax	Members	Per. Capita Tax
100	Fitzgerald	73	730	73	730	68	680	67	670
101	Criss Whitcomb	41	410	40	400	39	390	39	390
102	Dick Richardson	111	1110	109	1090	106	1060	101	1010
103	J. B. McPherson	36	360	36	360	37	370	37	370
105	Phil Kearney	110	1100	111	1110	114	1140	114	1140
107	Edward Dwight	22	220	21	210	20	200	18	180
110	Orcutt	314	3140	313	3130	315	3150	287	2870
112	Chas. S. Inoué	132	1320	132	1320	129	1290	131	1310
114	Ed. M. Prutzman	113	1130	113	1130	114	1140	111	1110
121	George H. Thome	60	600	58	580	58	580	50	500
126	Col. Stewart	18	180	20	200	20	200	15	150
131	Phil McKernan	57	570	59	590	59	590	61	610
132	Jim Lewis	64	640	64	640	64	640	62	620
133	H. F. Wallace	49	490	46	460	48	480	48	480
135	J. W. Penoyer	61	610	63	630	65	650	66	660
136	O. V. Hollingsworth	52	520	51	510	50	500	53	530
137	Morgan Parker	62	620	62	620	62	620	60	600
138	J. B. Richardson	49	490	48	480	45	450	48	480
141	Gen. Chas. Griffin	29	290	25	250	24	240	24	240
145	O. P. Morton	24	240	23	230	22	220	19	190
147	William P. Innes	55	550	50	500	50	500	53	530
151	McPherson	26	260	27	270	28	280	27	270
152	Lombard	102	1020	105	1050	110	1100	109	1090
153	J. J. Barrett	16	160	16	160	16	160	18	180
154	Ruddock	26	260	31	310	33	330	33	330
156	Heber LaFarrow	35	350	35	350	35	350	32	320
157	John Stockton	42	420	40	400	40	400	41	410
159	Thomas Manning	25	250	24	240	22	220	22	220
164	Mathew Artis	28	280	28	280	25	250	25	250
165	Major Heber	14	140	14	140	14	140	14	140
168	A. D. Terry	50	500	47	470	47	470	49	490
169	A. P. Merrill	64	640	63	630	62	620	60	600
170	E. H. Warren	15	150	15	150	15	150	15	150
171	Amasa B. Watson	143	1430	141	1410	139	1390	133	1330
172	Gen. Lyons	13	130	13	130	13	130	12	120
173	Baxter	26	260	26	260	26	260	20	200
175	Dan S. Post	51	510	65	650	64	640	55	550
181	W. H. Ferry	19	190	19	190	19	190	17	170
183	William Meyer	112	1120	112	1120	116	1160	110	1100
185	John Megerah	38	380	40	400	39	390	38	380
186	Byron Stoddard	11	110	11	110	11	110	11	110
188	Albert Jackson	173	1730	173	1730	173	1730	173	1730
189	H. B. Eaton	47	470	50	500	53	530	50	500
191	H. J. Sherman	56	560	55	550	55	550	54	540
195	Walter Clifford	9	90	9	90	9	90	9	90
		2673	26730	2676	26760	2673	26730	2600	26000

Memberships and Per Capita Tax

No	Name of Corpes	Quarter		Quarter		Quarter		Quarter			
		Ending June 30		Sept-30		Dec. 31		March 31			
		Mem.	Tax	Mem.	Tax	Mem.	Tax	Mem.	Tax		
196	George Martin	11	110	11	110	11	110	11	110		
197	C. J. Bassett	92	920	91	910	93	930	92	920		
201	Ryder	37	370	38	380	37	370	36	360		
203	John A. Dix	28	280	24	240	25	250	25	250		
210	R. P. Carpenter	60	600	56	560	58	580	53	530		
211	David Becker	34	340	33	330	33	330	34	340		
212	L. C. Hodman	20	200	Distanced July 13-1929						20	200
214	Simon A. Dower	53	530	53	530	53	530	52	520		
218	Welch	84	840	80	800	80	800	78	780		
221	Jurvell	45	450	45	450	45	450	36	360		
224	C. F. Smith	75	750	75	750	75	750	59	590		
225	A. M. Harmon	66	660	66	660	65	650	63	630		
227	Wm. P. Overett	38	380	39	390	40	400	43	430		
228	Mary Lusk	43	430	42	420	42	420	41	410		
231	Van Raalte	76	760	76	760	77	770	77	770		
232	C. Colgrove	117	1170	117	1170	115	1150	114	1140		
236	Peter A. Webber	33	330	32	320	32	320	32	320		
237	Alvincent Colvin	16	160	15	150	15	150	15	150		
238	P. O. Connell	62	620	63	630	64	640	64	640		
243	John P. Hart	10	100	10	100	9	90	9	90		
245	Andrews	128	1280	125	1250	124	1240	122	1220		
250	Ken. D. C. Smith	45	450	44	440	39	390	40	400		
251	D. S. Royce	45	450	34	340	34	340	31	310		
254	Hilbourn	98	980	97	970	97	970	93	930		
256	Joseph R. Smith	132	1320	130	1300	132	1320	121	1210		
257	Michigan	86	860	87	870	97	970	90	900		
258	Pleasanton	19	190	16	160	16	160	16	160		
260	Frank Powell	40	400	42	420	75	750	75	750		
267	John A. Logan	57	570	57	570	61	610	61	610		
268	Dean Scroggie	16	160	16	160	16	160	13	130		
269	A. D. Congdon	22	220	22	220	22	220	24	240		
		1690	16900	1636	16360	1682	16820	1627	16270		

No. members for Dr. ending March 31-1929 - 8771  
 " members for Dr " June 30 - 1929 - 8862  
 " " " " " Sept 30 - 1929 - 8746  
 " " " " " Dec. 31 - 1929 - 8734  
 " " " " " Mar 31 - 1930 - 8591

Per-capita Tax P.d National June 30 - 1929 - 221.55  
 " " " " " Sept 30 1929 - 218.65  
 " " " " " Dec 31 1929 - 218.35  
 " " " " " Mar 31 1930 - 214.77

Etta Brown Dept-Secy - '29-'30

Membership & Per Capita Tax - 1930 - 1931

No.	Corp Name	Deputes - 1		Deputes - 2		Deputes - 3		Deputes - 4	
		June 30	Sept 30	June 30	Sept 30	Dec 31	March 31	June 30	Sept 30
		Member Tax	Member Tax	Member Tax	Member Tax	Member Tax	Member Tax	Member Tax	Member Tax
1	Jack Chandler	58	638	65	715	64	704	64	704
3	James A. Sexton	23	253	23	253	22	242	24	264
4	Farragut	92	1012	96	1056	94	1034	94	1034
5	Edward Bowers	301	3311	301	3311	296	3256	299	3299
7	Chas J. Foster	386	4246	258	2838	256	2816	247	2717
8	Gen. O.M. Poe	512	5632	521	5731	522	5742	534	5874
10	Fairbanks	400	4400	398	4378	401	4411	397	4367
11	Wm Bell	40	440	39	429	36	396	36	396
14	Wm A. Kent	52	572	52	572	51	561	48	528
15	Waddell	10	110	11	121	16	176	16	176
16	Earl Halbert	39	429	37	407	42	462	44	484
17	B. H. Reutter	42	462	41	451	43	473	42	462
18	A. S. Williams	25	275	25	275	25	275	25	275
20	Chas. J. Krierson	63	693	55	605	55	605	55	605
22	John Gilluly	42	462	42	462	42	462	40	440
23	Cor. Crapot	89	979	89	979	88	962	89	979
25	Corbin	25	495	44	484	39	429	39	429
26	Maackebush	137	1507	136	1496	130	1430	127	1397
27	Cruster	41	451	39	429	41	451	41	451
28	Wm H. Borden	61	671	61	671	59	649	59	649
29	Andrew McComber	53	583	53	583	53	583	51	561
30	James B. Mason	30	330	30	330	30	330	29	319
31	Butterworth	88	968	84	924	81	891	83	913
37	C. F. Dickson	45	495	45	495	44	484	40	440
38	J. B. Brainard	65	715	65	715	54	594	54	594
41	Champlin	71	781	70	770	70	770	70	770
43	F. A. Ruhl	248	2728	250	2750	260	2860	269	2959
49	Joseph Wilson	56	616	57	627	57	627	56	616
54	Scott	37	407	40	440	38	418	41	451
56	Wa. bu - no	66	726	61	671	68	748	69	759
57	Saginaw	143	1573	143	1573	142	1562	139	1529
59	Billie Beyole	25	275	22	242	20	220	19	209
64	Myron Baker	3	33	3	33	2	22	1	11
65	Carpenter	72	792	71	781	71	781	73	803
66	Col. Fenton	25	275	25	275	24	264	23	253
69	Farguhar	250	2750	200	2200	205	2255	206	2266
70	U. W. Dresser	14	154	14	154	14	154	14	154
72	Woodbury	85	935	85	935	86	946	82	902
77	Santorn	221	2431	220	2420	203	2233	200	2200
79	Jackson Core	28	308	28	308	27	297		
89	A. Lincoln	52	572	51	561	51	561	48	528
96	Eli R. Alexander	134	1474	133	1463	131	1441	136	1496
97	U. S. Grant	60	660	58	639	57	627	56	616
98	David Oaks	19	209	19	209	19	209	19	209
100	Fitzgerald	68	748	65	715	63	693	62	672

distanded



Membership and Membership Per Capita Tax - 1930 - 31

No.	Name	Quarterly		Quarterly		Quarterly	
		June 30 - 1930	Sept. 30 - 1930	Dec. 31 - 1930	March 31 - 1931	June 30 - 1931	Sept. 30 - 1931
		Members	Per Cap.	Members	Per Cap.	Members	Per Cap.
101	Orin Whitcomb	39	427	38	418	39	429
102	Dick Richardson	105	1135	104	1144	101	1111
103	J. B. McPherson	36	396	35	385	35	385
105	Phil Kearney	115	1265	113	1243	113	1243
107	Edward Dewight	17	187	17	187	17	187
110	Orcutt	276	3036	271	2981	244	2684
112	Chas. S. Travis	131	1441	131	1441	126	1386
114	Ed. M. Bruton	118	1298	118	1298	110	1210
121	Geo. H. Thomas	50	605	50	550	50	550
126	Col. Stewart	15	165	15	165	13	143
131	Phil Mc Kernan	59	649	56	616	55	605
132	Tim Lewis	65	715	65	715	65	715
133	H. E. Wallace	50	550	50	550	46	506
135	J. U. Reno	73	803	76	836	84	924
136	E. W. Holliburn	49	539	49	539	50	550
137	Morgan Parker	59	649	59	649	62	682
138	D. B. Richardson	47	517	47	517	45	495
141	Gen. Chas. Griffen	25	275	25	275	25	275
145	O. P. Morton	19	209	16	176	22	242
147	Wm. P. Ennes	53	583	53	583	53	583
151	McPherson	21	231	19	209	14	154
152	Lombard	116	1276	116	1276	119	1309
153	J. T. Barnett	18	198	18	198	18	198
154	Riddox	32	352	32	352	29	319
156	Hebr. LaFavor	27	297	26	286	26	286
157	John Stockton	40	440	46	440	38	418
159	Chas. Manning	21	231	19	209	16	176
164	Martha Curtis	25	275	26	286	26	286
165	Major Webber	11	121	11	121	11	121
168	H. D. Perry	47	517	47	517	48	528
169	H. P. Merritt	58	638	58	638	57	627
170	H. K. Warren	15	165	14	154	12	132
171	Amasa B. Watson	132	1452	131	1441	132	1452
172	Gen. Lyons	13	143	11	121	11	121
173	Baxter	21	231	23	253	19	209
175	Dan S. Root	53	583	52	572	53	583
181	W. H. Ferry	15	165	15	165	15	165
183	Wm. Moser	107	1177	105	1155	108	1188
185	John McBarah	28	308	28	308	28	308
186	Rivon Stoddard	11	121	10	110	10	110
188	Albert Jackson	173	1903	171	1881	169	1859
189	W. G. Edson	56	616	55	605	54	594
191	W. T. Sherman	54	594	54	594	53	583
195	Walter Kippard	9	99	9	99	9	99
196	Geo. Martin	11	121	9	99	9	99

disbanded

Membership & Per Capita Tax - 1930-31

Coys	Name	Quater June 30-1930		Quater Sept. 30-1930		Quater Dec. 31-1930		Quater March 31-1931	
		Members	Tax	Members	Tax	Members	Tax	Members	Tax
W 197	C. J. Bassett	92	1012	81	891	79	869	80	880
" 201	Hyder	86	396	86	396	85	385	84	372
" 203	John A. Dix	26	286	26	286	24	264	24	264
210	R. P. Carpenter	52	572	51	561	50	550	49	539
211	David Becker	33	363	32	352	32	352	30	330
214	Simon A. Downer	58	550	49	539	50	550	46	506
218	Welch	79	869	77	847	77	847	77	847
221	Jurill	31	341	31	341	28	308	29	319
224	C. F. Smith	58	638	57	627	56	616	56	616
225	A. W. Harmon	63	693	66	726	60	715	64	714
227	Wm P. Everett	48	528	49	539	48	478	46	506
228	Major Lusk	41	451	41	451	42	462	42	462
231	Tom Raalter	77	847	77	847	77	847	81	881
232	C. Colgrave	110	1210	108	1188	109	1199	106	1166
235	Peter A. Weber	32	352	32	352	30	330	28	308
237	Alvincent Colvic	14	154	15	165	15	165	15	165
238	P. O. Connell	69	759	54	594	55	605	55	605
243	John P. Hart	11	121	13	143	12	132	12	132
245	Andrews	119	1309	118	1298	124	1364	123	1353
250	Ken. S. C. Smith	39	429	41	451	41	451	39	429
251	D. P. Royce	31	341	27	297	25	275	28	319
254	Kilbourne	85	935	85	935	82	902	81	881
256	Joseph R. Smith	126	1386	127	1397	129	1419	131	1441
257	Milhigan	87	957	87	957	98	1078	99	1089
258	Pleasanton	15	165	15	165	15	165	15	165
260	Frank Powell	77	847	78	858	78	858	76	836
267	John A. Koyan	61	671	66	660	60	660	60	660
268	Dean Scroggie	13	143	13	143	13	143	13	143
269	A. D. Condon	19	209	19	209	19	209	21	231

No. Members for Dec. ending March 31-1930	8591
" " " " " " June 30-1930	8530
" " " " " " Sept. 30-1930	8269
" " " " " " Dec. 31-1930	8197
" " " " " " Mar. 31-1931	8170

Per Capita 9383  
 " " " " 9106  
 " " " " 9016  
 " " " " 8987

Per Capita Tax Pd. National June 30-1930	21325
" " " " " " Sept-30-1930	20698
" " " " " " Dec, 31-1930	20498
" " " " " " Mar. 31-1931	20425

Audited June 16, 1931 and found correct.  
 Carrie E. Torrey  
 Grand Rapids Mich.

Ellis M. Rice - Dist Secy - 1930-1931

Membership and Per Capita Tax - 1931-32. Department of Michigan

Corps No	Corps Name	Quarter ending June 30/31		Quarter ending Sept. 30/31		Quarter ending Dec. 31/31		Quarter ending March 31/32	
		Members	P.C. Tax	Members	P.C. Tax	Members	P.C. Tax	Members	P.C. Tax
1	Jack Chandler	68	7.48	67	7.37	65	7.15	65	7.15
3	James A. Lepton	27	2.97	30	3.30	30	3.30	30	3.30
4	Harraunt	94	10.34	93	10.23	86	9.46	86	9.46
5	Edward Pomeroy	298	32.78	298	32.78	240	26.40	241	26.51
7	Chas. D. Foster	246	27.06	243	26.73	198	21.78	196	21.56
8	Geo. W. M. Poe	559	61.49	558	61.38	539	59.29	545	59.95
10	Hairbanks	394	43.67	393	43.23	368	40.48	358	39.36
11	H.W. Bell	36	3.96	36	3.96	32	3.52	32	3.52
14	H.W. A. Kent	47	5.17	47	5.17	47	5.17	48	5.22
15	Haddell	15	1.65	14	1.54	11	1.21	16	1.74
16	Earl Walbert	48	4.98	41	4.51	35	3.85	33	3.63
17	B. G. Rutter	43	4.73	43	4.73	38	4.18	38	4.18
18	A. S. Williams	25	2.75	25	2.75	20	2.20	19	2.09
20	Chas. W. Grissom	56	6.16	55	6.05	40	4.40	40	4.40
22	John Phillips	40	4.40	39	4.29	34	3.74	34	3.74
23	Cor. Crapod	87	9.79	87	9.57	87	9.57	87	9.57
25	Corbin	39	4.29	39	4.29	38	4.18	39	4.29
26	Quackenbush	127	13.97	127	13.97	122	13.42	120	13.24
27	Quater	Pd. 41	4.51	41	4.51	40	4.40	38	4.18
28	H.W. Borden	60	6.60	58	6.38	56	6.16	56	6.16
29	Andrew M. Comber	Pd. 51	5.61	51	5.61	51	5.61	51	5.61
30	James B. Mason	Pd. 28	3.08	28	3.08	25	2.75	25	2.75
31	Butternorth	82	9.02	83	9.13	82	9.02	81	8.91
37	G. J. Dickerson	38	4.18	35	3.85	35	3.85	35	3.85
38	J. B. Brainard	53	5.83	52	5.72	52	5.72	37	4.05
41	Champlin	70	7.70	72	7.92	72	7.92	72	7.92
43	H. A. Buhl	283	31.13	285	31.35	250	27.50	258	28.38
49	Joseph Wilson	56	6.16	56	6.16	58	6.05	56	6.16
54	Scott	40	4.40	40	4.40	40	4.40	40	4.40
56	Ha-bu-no	69	7.59	68	7.48	69	7.59	69	7.59
57	Saginaw	138	15.18	139	15.29	130	14.30	135	14.76
59	Billie Begole	19	2.09	19	2.09	13	1.43	14	1.54
64	Myron Baker	1	1.11	1	1.11	1	1.11	1	1.11
65	Carpenter	75	8.25	75	8.25	65	7.15	66	7.26
66	Leol. Henton	23	2.53	23	2.53	23	2.53	23	2.53
69	Farguhar	212	23.32	212	23.32	164	18.04	164	18.04
70	M. H. Dresser	14	1.54	14	1.54	11	1.21	12	1.32
72	Woodbury	81	8.91	79	8.69	76	8.36	77	8.47
77	Lamborn	200	22.00	200	22.00	132	14.52	140	15.40
89	A. Lincoln	48	5.28	48	5.28	50	5.50	52	5.72
96	Eli P. Alexander	146	16.06	146	16.06	131	14.41	130	14.30
97	H. S. Grant	56	6.16	56	6.16	48	5.28	53	5.83
98	David Baker	19	2.09	19	2.09	19	2.09	19	2.09
100	Fitzgerald	59	6.49	59	6.49	50	5.50	50	5.50

Membership and Per Capita Tax - 1931-32. Department of Michigan

No.	Corps Name	Quarter ending June 30/31		Quarter ending Sept. 30/31		Quarter ending Dec. 31/31		Quarter ending Mar. 31/32	
		Members	P.C. Tax	Members	P.C. Tax	Members	P.C. Tax	Members	P.C. Tax
101	Orin Whitcomb	38	418	36	396	29	319	28	308
102	Dick Richardson	Pd. 98	1078	98	1078	93	1023	94	1034
103	J. B. McPherson	34	374	34	374	32	352	33	363
105	Phil Kearney	119	1309	123	1353	123	1353	121	1331
107	Edward Dwight	15	165	15	165	15	165	14	154
110	Arcutt	246	2706	244	2684	223	2453	226	2486
112	Chas. S. Davis	135	1485	135	1485	88	968	88	968
114	Ed. M. Britzman	110	1210	110	1210	95	1045	93	1023
121	George W. Thomas	49	539	49	539	42	462	39	429
126	Col. Stewart	14	154	14	154	12	132	11	121
131	Phil McPherson	53	605	52	572	52	572	Pd. 52	572
132	Dino Dennis	65	715	65	715	61	671	60	660
133	Ho. H. Wallace	45	495	43	473	35	385	35	385
135	J. H. Penoyer	87	957	87	957	90	990	92	1012
136	W. H. Hollingsworth	54	594	53	583	51	561	51	561
137	Margaret Parker	65	715	65	715	64	704	64	704
138	D. B. Richardson	47	517	47 Pd.	517	51	561	56	616
141	Gen. Chas. Griffen	25	275	24	264	16	176	16	176
145	U. P. Norton	29	319	30	330	29	319	27	297
147	Wm. P. Innes	54	594	54	594	54	594	54	594
151	McPherson	11	121	Disbanded July 16, 1931. Transfers incomp.				10	110
152	Lombard	115	1265	115	1265	101	1111	101	1111
153	J. D. Barrett	18	198	15	165	13	143	13	143
154	Ruddock	33	363	33	363	33	363	34	374
156	Heber La Favour	26	286	25	275	22	242	21	231
157	John Stockton	38	418	37	407	33	363	32	352
159	Thomas Manning	16	176	16 Pd.	176	16	176	16	176
164	Mathew Artis	26	286	26	286	23	253	Pd. 23	253
165	Major Stebbes	11	121	Disbanded				14	154
168	Chas. D. Perry	52	572	51	561	48	528	48	528
169	Ho. P. Merrill	53	583	53	583	53	583	Paid 53	583
170	G. A. Warren	17	187	17	187	17	187	17	187
171	Amasa B. Watson	140	1540	140	1540	135	1485	136	1496
172	Gen. Lyons	11	121	11	121	11 Pd.	121	Pd. 11	121
173	Bafler	20	220	20	220	29	319	30	330
175	Sam S. Root	53	583	52	572	37	407	36	396
177	W. H. Ferry	16	176	16	176	19	209	17	187
183	Wm. Meyer	103	1133	104	1144	95	1045	93	1023
185	John Mejerah	29	319	29	319	21	231	21	231
186	Byron Stoddard	10	110	10 Pd.	110	9	99	Pd. 9	99
188	Albert Jackson	109	1199	109	1199	100	1100	101	1111
189	H. G. Baton	51	561	50	550	45	495	47	517
191	H. D. Sherman	53	583	55	605	44	484	44	484
196	George Martin	9	99	9	99	9	99	9	99

Membership and Per Capita Tax - 1931-32. Department of Michigan.

Corps No.	Corps Name	Quarter ending June 30/31		Quarter ending Sept. 30/31		Quarter ending Dec. 31/31		Quarter ending March 31/31	
		Members	P.C. Tax	Members	P.C. Tax	Members	P.C. Tax	Members	P.C. Tax
197	O. J. Bassett	88	968	88	968	88	968	88	968
201	Ryder	34	374	33	363	36	396	37	400
203	John A. Dix	24	264	24	264	19	209	19	200
210	R. P. Carpenter	46	506	45	495	38	418	35	380
211	Daniel Becker	26	286	26	286	26	286	26	280
214	Simon A. Donner	46	506	46	506	46	506	40	440
218	Helch	77	847	77	847	74	814	73	800
221	Murrill	31	341	31	341	28	308	32	350
224	C. F. Smith	56	616	54	594	31	341	38	410
225	A. M. Harmon	pd. 64	704	66	726	44	484	44	480
227	Stow. P. Everett	52	572	52	572	49	539	52	570
228	Major Dusk	40	440	43	473	39	429	40	440
231	Wm. Raalte	81	891	79	869	74	814	70	770
232	L. Colegrove	108	1179	108	1188	87	957	87	950
235	Peter A. Weber	27	297	27	297	25	275	24	260
237	Abrincat Colvin	14	154	14	154	14	154	14	150
238	P. O. Kennell	57	627	56	616	40	440	40	440
243	John P. Hart	12	132	12	132	12	132	14	150
245	Andrews	125	1375	124	1364	116	1276	117	1280
250	Gen. J. C. Smith	39	429	39	429	40	440	40	440
251	D. H. Royce	28	308	28	308	28	308	23	250
254	Kilbourn	78	858	78	858	65	715	64	700
256	Joseph R. Smith	131	1441	131	1441	133	1463	136	1490
257	Michigan	133	1463	134	1474	126	1386	131	1440
258	Pleasanton	15	165	15	165	15	165	15	160
260	Frank Powell	77	847	77	847	46	506	46	500
267	John A. Logan	59	649	59	649	60	660	62	680
268	Alvan Scroggie	13	143	13	143	13	143	13	140
269	A. D. Longdon	21	231	21	231	21	231	21	230

No. of Members for Dr. ending	March 31, 1931	8591	Department	
" " " " " "	June 30, 1931	8271	Rec'd. Per Capita Tax	7909
" " " " " "	Sept. 30, 1931	8239	" " "	7062
" " " " " "	Dec. 31, 1931	7375	" " "	811.22
" " " " " "	March 31, 1932	7408	" " "	874.71
Per Capita Tax Pd. National for Dr. ending	June 30, 1931	8271		2068
" " " " " "	Sept. 30, 1931	8239		2059
" " " " " "	Dec. 31, 1931	7375		184.31
" " " " " "	March 31, 1932	7408		185.2

Agnes Abbs, Dept. Secretary, 1931-1932

Membership & Per-capita Exp. 1932-1933.

Coke No	Coke Name	Quarter ending June 30		Quarter ending Sept 30		Quarter ending Dec 31		Quarter ending March	
		Members	Per Capita	Members	Per Capita	Members	Per Capita	Members	Per Capita
1.	Jack Chandler.	65	\$7.15	64	\$7.04	64	7.04	61	\$6.71
3.	James D. Sexton.	28	3.08	28	3.08	24	2.64	20	2.20
4.	Farragut.	87	9.24	84	9.24	67	7.37	69	7.37
5.	Edward Pomeroy.	240	26.40	235	25.85	205	22.55	193	21.23
7.	Charles T. Foster.	197	21.67	197	21.67	191	21.01	181	19.71
8.	Gen. D. M. Peck.	549	60.28	548	60.28	425	46.75	377	41.77
10.	Fairbanks.	370	40.70	370	40.70	318	34.98	300	33.00
11.	William Bell	44	4.84	44	4.84	44	4.84	44	4.84
14.	William A. Kent.	48	5.28	48	5.28	31	3.41	30	3.30
15.	Stoddell.	16	1.76	15	1.65	12	1.32	12	1.32
16.	Earl Halket	33	3.63	33	3.63	29	3.19	30	3.30
17.	B. H. Rutter.	33	3.23	32	3.52	32	3.52	32	3.52
18.	A. S. Williams	18	1.98	18	1.98	18	1.98	17	1.87
20.	Charles E. Grierson	40	4.40	40	4.40	38	4.18	38	4.18
22.	John Killaly.	34	3.74	34	3.74	29	3.19	29	3.19
23.	Gov. Crapo.	90	9.90	87	9.57	82	9.02	75	8.25
25.	Corkin.	40	4.40	40	4.40	37	4.07	37	4.07
26.	Quackenbush.	121	13.31	120	13.20	107	11.77	101	11.11
27.	Carter.	38	4.18	41	4.61	40	4.40	40	4.40
28.	Wm. H. Borden.	53	5.83	53	5.83	46	5.06	44	4.77
29.	Andrew M. Embury.	46	5.06	45	4.95	44	4.80	40	4.40
30.	James B. Mason.	25	2.75	25	2.75	17	1.87	17	1.87
31.	Butterworth.	79	8.69	79	8.69	73	8.03	71	7.71
32.	C. J. Dickerson.	35	3.85	34	3.74	33	3.63	25	2.75
38.	J. B. Brainerd.	38	4.07	38	4.18	30	3.30	30	3.30
41.	Champlin.	72	7.92	72	7.92	46	5.06	50	5.50
43.	F. A. Buhl.	226	24.26	227	24.37	216	23.76	214	23.59
47.	Joseph Stiles.	57	6.27	57	6.27	55	6.05	55	6.05
54.	Scott.	39	4.29	39	4.29	40	4.40	39	4.29
56.	Wa. De. Ho.	68	7.28	68	7.28	61	6.71	59	6.49
57.	Sagunaw.	141	15.51	141	15.51	150	16.50	154	16.99
59.	Billie Bigole.	14	1.54	14	1.54				
64.	Myron Baker.	1	.11	1	.11				
65.	Carpenter.	62	6.82	63	6.93	63	6.93	61	6.71
66.	Col. Penton.	20	2.20	20	2.20	20	2.20	20	2.20
68.	Fargushev.	163	17.82	163	17.93	161	17.71	120	13.20
70.	Dr. W. Preece.	12	1.32	12	1.32	11	1.21	10	1.10
72.	Horabury.	77	8.47	77	8.47	64	7.04	64	7.04
77.	Santob.	137	15.07	137	15.07	125	13.75	125	13.75
87.	A. Lincoln.	52	5.72	52	5.72	51	5.61	51	5.61
96.	Eli P. Alexander.	129	14.19	127	13.97	129	14.19	121	13.31
97.	U. S. Grant.	60	6.60	60	6.60	44	4.84	44	4.84
98.	David Oaker.	19	2.09	19	2.09	14	1.54	14	1.54
100.	Fitzguald.	49	5.39	48	5.28	47	5.17	44	4.84
101	Orin Whitcomb.	29	3.19	29	3.19	29	3.19	29	3.19

Disbanded Nov. 19. certain coke profits

Lyman & L. Gilbert. No. 59. - mettd Jan 10. 58. 6.31

No.	Crops Name.	Year ending June 30		Year ending Sept 30		Year ending Mar 31 <sup>st</sup>		Year ending Nov 30 <sup>th</sup>	
		Members	Per Capita	Members	Per Capita	Members	Per Capita	Members	Per Capita
102	Dick Richardson.	94	\$1,034	93	1,023	83	9.13	83	9.13
103	J. B. McPherson.	31	341	30	330	29	3.19	28	3.08
105	Phil Kearney.	199	1309	103	1133	85	9.35	92	10.12
107	Edward Daight.	14	154	14	154	12	1.32	12	1.32
110	Quett.	222	2442	219	2409	189	20.79	125	19.25
112	Charlie S. Travis.	88	9.68	88	9.68	45	4.95	45	4.95
114	Ed M. Prutzman.	94	1,034	94	1,034	78	8.58	77	8.47
121	George H. Thomas.	38	4.18	32	3.52	32	3.52	31	3.41
124	Ch. Stewart.	11	1.21	8	.88	6	.66	6	.66
131	Phil M. Kernan.	51	5.61	52	5.72	51	5.61	51	5.61
132	Jim Lewis.	60	6.60	59	6.49	54	5.94	46	5.06
133	H. P. Wallace.	37	4.07	37	4.07	32	3.96	35	3.85
135	J. N. Penney.	96	1,056	94	1,035	91	10.01	90	9.90
136	E. H. Hollingsworth.	51	5.61	51	5.61	33	3.63	32	3.52
137	Morgan Parker.	64	7.04	64	7.04	63	6.93	63	6.93
138	J. D. Richardson.	54	5.94	55	6.05	55	6.05	55	6.05
141	Gen. Chas. Kuffen.	15	1.65	16	1.76	15	1.65	14	1.54
148	O. P. Moton.	27	2.97	27	2.97	26	2.86	26	2.86
147	Wm. T. Innes.	54	5.95	54	5.94	30	3.30	31	3.41
152	Lombard.	98	1,078	99	1,089	92	10.12	87	9.24
153	J. T. Barrett.	13	1.43	13	1.43	12	1.32	12	1.32
154	Ruddock.	34	3.74	34	3.74	39	4.29	39	4.29
156	Herber La Farrow.	21	2.31	21	2.31	21	2.31	20	2.20
157	John Stockton.	34	3.74	33	3.63	33	3.63	33	3.63
159	Thomas Manning.	15	1.65	14	1.54	13	1.43	13	1.43
164	Mathew Acker.	23	2.53	23	2.53	14	1.54	14	1.54
168	Majir Sheber.	14	1.54	14	1.54	15	1.65	16	1.76
168	H. D. Terry.	44	4.84	44	4.84	40	4.40	40	4.40
169	H. P. Merrill.	30	3.30	30	3.30	14	1.54	14	1.54
170	L. K. Starnen.	17	1.87	17	1.87	17	1.87	17	1.87
171	Amasa B. Eaton.	137	1,507	136	1,496	130	1,430	119	1,309
172	Gen. Lyons.	8	.88	8	.88	8	.88	8	.88
173	Baker.	29	3.19	28	3.08	26	2.86	29	3.19
175	Dan S. Roth.	37	4.07	34	3.74	30	3.30	37	4.07
181	N. H. Perry.	19	2.09	19	2.09	19	2.09	18	1.98
183	William Meyer.	86	9.46	85	9.35	74	8.14	72	7.92
185	John Meyers.	20	2.20	19	2.09	18	1.98	18	1.98
186	Byron Stoddard.	9	.99	9	.99	8	.88	8	.88
188	Albert Jackson.	100	11.00	98	10.78	98	10.78	98	10.78
189	Dr. H. Eaton.	45	4.95	45	4.95	38	4.18	38	3.85
191	H. T. Sherman.	44	4.84	42	4.62	41	4.51	39	4.29
196	George Martin.	7	.77	7	.77	7	.77	7	.77
197	C. J. Barrett.	87	9.57	86	9.46	80	8.80	77	8.47
199	Ryder.	36	3.96	36	3.96	36	3.96	38	4.18
203	John A. Dix.	18	1.98	17	1.87	14	1.54	12	1.32

1-2-1111

Memberships and Per-Capita Tax, 1932 - 1933.

Cops No.	Cops Name	Quar. ending June 30.		Quar. ending Sept 30.		Quar. ending Dec 31.		Quar. ending March.	
		Members	Per Capita	Members	Per Capita	Members	Per Capita	Members	Per Capita
210	R. P. Carpenter.	35	\$3.85	35	\$3.85	35	\$3.85	36	\$3.76
211	David Becker.	26	2.86	25	2.75	24	2.65	24	2.61
214	Simon A. Danner.	40	4.40	40	4.40	30	3.30	30	3.3
215	Sheeh.	75	8.25	75	8.25	69	7.59	68	7.4
221	Merrill.	32	3.52	32	3.52	29	3.19	29	3.13
224	B. F. Smith.	42	4.62	41	4.51	41	4.51	41	4.51
225	A. M. Harmon.	44	4.84	44	4.84	43	4.73	39	4.2
227	Wm. P. Everett.	54	5.94	54	5.94	45	4.95	47	5.17
228	Mayr. Lueb.	39	4.29	39	4.29	39	4.29	39	4.2
231	Van Raalte.	70	7.70	71	7.81	65	7.15	64	7.0
232	C. Colgrove.	87	9.57	87	9.57	79	8.69	75	8.2
235	Peter a Heber.	22	2.42	22	2.42	21	2.31	17	1.8
237	Alvincent Elvin.	14	1.54	14	1.54	14	1.54	14	1.51
238	P. B. Cornell.	40	4.40	40	4.40	36	3.76	36	3.71
243	John P. Hart.	14	1.54	14	1.54	14	1.54	14	1.5
245	Andeuv.	116	12.76	115	12.65	109	11.99	104	11.4
250	Jen. J. C. Smith.	38	4.18	39	4.29	39	4.29	38	4.11
251	D. G. Royce.	24	2.64	24	2.64	25	2.75	26	2.81
254	Kilburn.	63	6.93	63	6.93	62	6.82	55	6.06
256	Joe. R. Smith.	146	16.06	145	15.95	136	14.96	137	15.21
257	Michigan.	132	14.52	132	14.52	125	13.75	122	13.3
258	Pleasanton.	15	1.65	15	1.65	13	1.43	13	1.4
260	Frank Powell.	45	4.95	45	4.95	30	3.30	30	3.3
267	John W. Logan.	59	6.49	60	6.60	50	5.50	57	6.2
268	Dean Scroggie.	21	2.31	21	2.31	21	2.31	21	2.3
269	A. D. Congdon.	28	3.08	29	3.19	27	2.97	30	3.3

Number members for quarter ending Mar. 31 1932	7408
" " " " " June 30 1932	7392 Rec'd P.C. \$13.1
" " " " " Sept 30 1932	7338 Rec'd P.C. 807.1
" " " " " Dec. 31 1932	6534 Rec'd P.C. 718.7
" " " " " Mar. 31 1933	6357 Rec'd P.C. 699.3

Per Capita tax to National June 30 - 1932	\$185.02	on	7401 members.
Per Capita tax to National Sept. 30 1932	183.70	on	7348 members.
Per Capita tax to National Dec. 31 1932	164.30	on	6572 members.
Per Capita tax to National Mar 31 1933	159.15	on	6366 members.

Kathryn Sheldon, Secy - June, 24<sup>th</sup> 1932. To June, 16 1933 -  
317 - Burr Oak St - Kalamazoo, Mich.



Membership + Per Capita Tax - 1933-1934

Quarter June 30<sup>th</sup> Quarter Sept 30<sup>th</sup> Quarter Dec 31<sup>st</sup> Quarter Mar 31<sup>st</sup>

Corp No	Name	Members	Per Capita	Members	Per Capita	Members	Per Capita	Members	Per Capita
1	Zack Chandler	61	671	61	671	52	572	50	550
3	James A. Boston	20	220	17	187	14	154	11	121
4	Harragut	73	803	72	792	72	792	74	810
5	Edward Pomeroy	192	2112	191	2101	185	2035	190	1950
7	Charles T. Foster	177	1947	172	1892	170	1870	167	1833
8	Gen. O. M. Poe	314	3454	302	3322	285	3135	265	2915
10	Fairbanks	291	3201	278	3058	262	2882	262	2882
11	William Bell	42	462	42	462	43	473	44	484
14	William A. Kent	30	330	30	330	30	330	28	308
15	Waddell	12	132	12	132	12	132	12	132
16	Earl Halbert	30	330	27	297	31	341	32	352
17	B. H. Rutter	31	341	31	341	26	286	26	286
17	A. S. Williams	17	187	17	187	16	176	16	176
20	Charles J. Gission	37	407	35	385	28	308	28	308
22	John Lilluly	29	319	28	286	24	264	23	253
23	Gar. Crapp	73	803	73	803	55	605	57	627
25	Corbin	37	407	32	352	30	330	29	319
26	Quackenbush	101	1111	98	1078	90	990	89	979
27	Custer	35	385	33	363	36	396	36	396
27	Wm. H. T. Barden	41	451	40	440	37	407	33	363
29	Andrew McCumber	39	429	39	429	36	396	35	385
30	James B. Mason	17	187	17	187	17	187	17	187
31	Duttonworth	67	737	65	715	62	682	54	594
37	C. J. Dickerson	23	253	23	253	21	231	18	198
38	J. B. Brainard	31	341	31	341	31	341	31	341
41	Champlin	56	616	55	605	57	627	59	649
43	F. A. Buhl	208	2288	204	2244	200	2200	176	1936
49	Joseph Wilson	57	627	57	627	54	594	50	550
54	Scott	35	385	36	396	35	385	34	374
56	Wa. Bu. no.	57	627	57	627	53	583	52	572
57	Saginaw	161	1771	164	1804	139	1529	127	1397
59	Lynna A. L. Filbut	69	759	80	880	90	990	96	1056
64	Myron Baker	1	11	1	11	1	11	1	11
65	Carpenter	61	671	60	660	55	605	55	605
66	Col. Frenton	20	220	20	220	17	187	16	176
69	Farquhar	121	1331	121	1331	126	1386	123	1353
70	M. W. Dresher	10	110	10	110	11	121	12	132
72	Woodbury	64	704	64	704	55	605	57	627
77	Sanborn	125	1375	123	1353	92	1012	92	1012
89	A. Lincoln	51	561	51	561	51	561	49	539
96	Eli P. Alexander	121	1331	118	1298	112	1232	110	1210
97	O. S. Grant	51	561	51	561	40	440	51	561
97	David Baker	14	154	14	154	14	154	14	154
100	Fitzgerald	43	473	41	451	41	451	41	451
101	Orin Whitecomb	29	319	28	308	28	308	20	220

Charter returned

## Department of Michigan.

Quarter June 30<sup>th</sup> Quarter Sept 30. Quarter Dec 31<sup>st</sup> Quarter Mar 31<sup>st</sup>

Corps	Name	Members	Per Capita	Members	Per Capita	Members	Per Capita	Members	Per Capita
102	Lick Richardson	84	924	83	913	78	858	77	847
103	J. B. McPherson	28	308	28	308	12	132		
105	Phil Kearney	74	814	77	847	71	781	71	781
107	Edward Dwight	12	132	12	132	10	110	9	99
110	Brcutt	168	1848	160	1760	150	1650	147	1617
112	Charles S Travis	20	220	20	220	20	220	20	220
114	Ed M Butymans	73	803	73	803	74	814	74	814
121	George H Thomas	28	308	28	308	25	275	23	253
126	Cal Stewart	5	55	5	55	5	55	5	55
131	Phil Mc Kernan	42	462	39	429	40	440	40	440
132	Tom Lewis	46	506	44	484	38	418	38	418
133	H. F. Wallace	34	374	34	374	33	363	33	363
135	J. N. Penoyer	91	1001	89	979	89	979	88	968
136	E. W. Hallingworth	34	374	35	385	36	396	38	418
137	Morgan Parker	63	693	63	693	53	583	54	594
138	J. B. Richardson	53	583	54	594	51	561	50	550
141	Gen. Chas. Griffen	14	154	12	132	12	132	11	121
145	C. P. Morton	25	275	25	275	20	220	22	242
147	Wm P Junis	31	341	31	341	25	275	23	263
152	Lombard	87	957	87	957	85	935	88	935
153	J. T. Barrett	12	132	12	132	12	132	10	110
154	Ruddock	40	440	40	440	34	374	36	396
156	Heber La Favour	20	220	20	220	20	220	19	209
157	John Stockton	33	363	33	363	34	374	34	374
159	Thomas Manning	13	143	13	143	13	143	13	143
164	Matthew Artis	14	154	14	154	14	154	14	154
165	Major Webber	16	176	16	176	16	165	16	165
168	H. P. Terry	37	407	37	407	28	308	27	297
169	H. P. Merrill	14	154	14	154	14	154	17	187
170	J. K. Warren	17	187	17	187	17	187	17	187
171	Anasa B Watson	119	1309	117	1287	114	1254	105	1155
172	Gen Bryan	8	88	8	88	8	88	8	88
173	Baxter	29	319	29	319	27	297	27	297
175	Lau S Root	27	297	28	308	29	319	30	330
181	N. H. Ferry	18	198	15	165	15	165	14	154
183	William Mayer	62	682	60	660	54	594	54	594
185	John Mezerah	18	198	18	198	18	198	20	198
186	Byron Stoddard	8	88	8	88	8	88	8	88
188	Albert Jackson	98	1078	110	1210	72	792	76	836
189	W. J. Eston	33	363	32	352	31	341	35	385
191	W. T. Sherman	38	418	37	407	37	407	37	407
196	George Martine	7	77	7	77	7	77	7	77
197	C. J. Bassett	70	770	70	770	60	660	58	638
201	Ryder	38	418	38	418	37	407	35	385
203	John A Dix	12	132	7	77	6	66	6	66

Membership & Per Capita Tax - 1933-1934

Quarter June 30<sup>th</sup> Quarter Sept 30<sup>th</sup> Quarter Dec 31<sup>st</sup> Quarter Mar 31<sup>st</sup>

Corps	Name	Members	Per Capita	Members	Per Capita	Members	Per Capita	Members	Per Capita
No 210	R. P. Carpenter	35	385	34	374	35	385	36	388
.. 211	David Becker	24	264	24	264	24	264	23	258
.. 214	Simon A. Dawner	29	319	29	319	27	297	26	286
.. 218	Welch	67	737	66	726	68	748	64	704
.. 221	Turrill	29	319	24	264	24	264	23	258
.. 224	C. F. Smith	41	451	26	286	26	286	26	286
.. 225	A. M. Harmon	37	407	35	374	32	352	32	352
.. 227	Wm P. Overett	48	528	48	528	41	451	44	484
.. 228	Major Lusk	38	418	38	418	32	352	33	363
.. 231	Vanh Raelte	63	693	62	682	61	671	64	704
.. 232	C. Colgrave	78	858	72	792	72	792	66	726
.. 235	Peter A. Weber	16	176	16	176	15	165	14	154
.. 237	Alvincient Colvin	14	154	14	154	13	143	13	143
.. 238	P. W. Connell	36	396	28	308	29	319	29	319
.. 243	John P. Hart	14	154	14	154	14	154	14	154
.. 245	Andrews	103	1133	100	1100	101	1111	102	1122
.. 250	Gen J. C. Smith	37	407	37	407	32	352	34	374
.. 251	D. G. Royce	26	286	26	286	28	308	28	308
.. 254	Wilbourne	46	506	43	473	43	473	42	462
.. 252	Jas R. Smith	153	1683	153	1683	141	1557	134	1474
.. 257	Michigan	138	1518	138	1518	118	1298	118	1298
.. 258	Pleasanton	13	143	13	143	13	143	13	143
.. 260	Frank Powell	30	330	30	330	31	341	31	341
.. 267	John A. Logan	50	550	50	550	50	550	50	550
.. 268	Dean Scroggie	21	231	17	187	17	187	14	154
.. 269	A. D. Coughlin	30	330	33	363	29	319	28	308
13	Geo W. Halgh	-organized Dec 5 <sup>th</sup> 1933				65	715	83	913
32	Allison L. Bergant	-organized May 8 <sup>th</sup> 1934							

No	Members for Du. Ending	March 31, 1933	6357	Department
"	"	June 30	6238	Rec'd Per Capita \$70,720
"	"	Sept 30	6061	" " \$69,840
"	"	Dec 31	5779	" " \$713,440
"	"	Mar 31 1934	5678	" " \$513,680

Per Capita Tax Pd Mutual Du. Ending	June 30 1933	\$155,96 on 6238 Members
"	Sept 30	\$151,53 " 6061 " "
"	Dec 31	\$144,48 5779 " "
"	Mar 31 1934	\$141,82 5678 " "

-Ella Gordon Dept Secy 1933-34

Memberships and Per Capita Tax - 1934- 1935

No	Name	Quarter June 30 <sup>th</sup>		Quarter Sept. 30 <sup>th</sup>		Quarter Dec. 31 <sup>st</sup>		Quarter March 31 <sup>st</sup>	
		Members	Per Capita	Members	Per Capita	Members	Per Capita	Members	Per Capita
1	Jack Chandler	50	5.50	48	5.28	47	5.17	47	5.17
3	James A. Sexton	11	1.21	12	1.32	14	1.54	13	1.43
4	Tanagut	(75)-775	8.25	72	7.72	79	8.69	79	8.69
5	Edmund Bonery	181	17.91	180	19.80	180	19.80	169	18.51
7	Charles J. Foster	157	17.27	158	17.38	167	18.37	174	19.14
8	Gen. O. M. Poe	270	29.70	274	30.14	287	31.57	287	31.57
10	Fairbanks	264	29.04	258	28.38	245	26.95	231	25.41
11	William Bell	56	6.16	56	6.16	60	6.60	64	7.04
13	Geo. W. Haigh	125	13.75	128	14.08	139	15.29	131	14.41
14	William Kent	23	2.53	23	2.53	23	2.53	22	2.42
15	Waddell	12	1.32	12	1.32	5	.55	<del>5</del> 5	.55
16	Earl Halbut	32	3.52	32	3.52	32	3.52	33	3.63
17	B. H. Rutter	26	2.86	26	2.86	21	2.31	21	2.31
18	A. S. Williams	16	1.76	16	1.76	16	1.76	14	1.54
20	Charles E. Trison	28	3.08	26	2.86	26	2.86	25	2.75
22	John Lillyly	21	2.31	23	2.53	21	2.31	17	1.87
23	J. W. Crapo	58	6.38	60	6.60	59	6.49	60	6.60
25	Cubin	28	3.08	28	3.08	22	2.42	21	2.31
26	Juacklenbush	89	9.79	90	9.90	91	10.01	91	10.01
27	Custer	36	3.96	38	4.18	41	4.51	40	4.40
28	Wm H. Borden	33	3.63	34	3.74	35	3.85	34	3.74
29	Andrew McCombe	35	3.85	33	3.63	34	3.74	32	3.52
31	Betterworth	54	5.94	47	5.17	44	4.84	44	4.84
32	Allison L. Bryant	16	1.76	21	2.31	27	2.97	29	3.19
37	C. J. Dickerson	18	1.98	18	1.98	18	1.98	17	1.87
38	J. B. Brainard	30	3.30	29	3.19	29	3.19	27	2.97
41	Champlin	60	6.60	44	4.84	46	5.06	48	5.28
43	J. A. Buhl	178	19.58	179	19.69	173	19.03	141	15.51
47	Joseph Wilson	48	5.28	48	5.28	48	5.28	53	5.83
49	Scott	33	3.63	33	3.63	31	3.41	31	3.41
56	Wa. Zu-ko	57	6.27	56	6.16	60	6.60	60	6.60
57	Laginaw	128	14.08	128	14.08	131	14.41	129	14.19
59	Lynan A. Gilbert	100	11.00	100	11.00	111	12.21	129	14.19
64	Myron Baker	1	.11	1	.11	1	.11	1	.11
65	Carpenter	54	5.94	57	6.27	58	6.38	59	6.49
66	Col. Fenton	16	1.76	16 <sup>15</sup>	1.76 <sup>15</sup>	14	1.54	18	1.98
69	Farguhar	124	13.64	123	13.53	122	13.42	124	13.64
70	M. W. Dresser	11	1.21	9	.99	9	.99	8	.88
72	Woodbury	57	6.27	58	6.38	57	6.27	55	6.05
77	Santorn	95	10.45	94	10.34	91	10.01	93	10.23
89	A. Lincoln	50	5.50	50	5.50	46	5.06	46	5.06
96	Ch. P. Alexander	104	11.44	103	11.33	103	11.33	101	11.11
97	W. S. Grant	63	6.93	64	7.04	60	6.60	61	6.71
98	David Baker	14	1.54	8	.88	4	.44	4	.44
100	Fitzgerald	40	4.40	40	4.40	37	4.07	37	4.07
101	Erin Whitcomb	20	2.20	20	2.20	20	2.20	20	2.20

Department of Michigan

Index	Name	Quarter June 30 <sup>th</sup>		Quarter Sept 30 <sup>th</sup>		Quarter Dec 31 <sup>st</sup>		Quarter March 31 <sup>st</sup>	
		Members	Per Capita	Members	Per Capita	Members	Per Capita	Members	Per Capita
102	Dick Richardson	77	8.47	79	8.69	73	8.03	74	8.14
103	J. B. McPherson	12	1.32	12	1.32	12	1.32	12	1.32
105	Phil Kearney	65	7.15	62	6.82	59	6.49	67	7.37
107	Edward Dought	9	99	9	99	9	99	9	99
110	Creutt	142	15.62	140	15.40	140	15.40	131	14.55
112	Charles S. Travis	29	2.09	19	2.09	19	2.09	8	7.99
114	Ed. M. Putzman	61	6.71	57	6.27	64	7.04	63	6.93
121	George H. Thomas	22	2.42	22	2.42	22	2.42	21	2.31
126	Col. Stewart (Tustin)	2	.22	1	.11	1	.11	1	.11
131	Phil M. Kernan	40	4.40	40	4.40	35	3.85	38	4.18
132	Jim Lewis	38	4.18	36	3.96	36	3.96	36	3.96
133	H. J. Wallace	33	3.63	33	3.63	27	2.97	27	2.97
135	G. W. Penoyer	81	9.57	86	9.46	85	9.35	78	8.35
136	E. W. Hollingsworth	38	4.18	37	4.07	42	4.62	42	4.62
137	Magan Parker	54	5.94	53	5.83	47	5.17	46	5.06
138	L. B. Richardson	50	5.50	50	5.50	50	5.50	50	5.50
141	Gen. Chas. Griffin	8	.88	8	.88	8	.88	8	.88
145	O. P. Morton	22	2.42	22	2.42	17	1.87	17	1.87
147	Wm. P. Innes	22	2.42	21	2.31	18	1.98	17	1.87
152	Lombard	89	9.79	89	9.79	77	8.47	80	8.80
153	G. J. Barrett	10	1.10	10	1.10	10	1.10	10	1.10
154	Ruddock	36	3.96	32	3.52	32	3.52	40	4.40
156	Hebe Le Favour	17	2.09	18	1.98	17	1.87	16	1.76
157	John Stroetzer	36	3.96	38	4.18	40	4.40	40	4.40
159	Thomas Manning	14	1.54	14	1.54	14	1.54	14	1.54
164	Matthew Artis	14	1.54	12	1.32	12	1.32	13	1.43
165	Major Webber	16	1.65	16	1.65	16	1.65	16	1.65
168	H. D. Jerry	26	2.86	26	2.86	26	2.86	26	2.86
169	H. P. Merrill	17	1.87	16	1.76	20	2.20	23	2.53
170	G. K. Warren	<i>At second council meeting, President reported - 170 had disbanded. He is not returned charter, membership dropped.</i>							
171	Amasa B. Watson	114	12.54	114	12.54	108	11.88	104	11.44
172	Gen. Lyons	8	.88	8	.88	8	.88	8	.88
173	Baxter	27	2.97	27	2.97	29	3.19	31	3.41
175	Ivan S. Root	29	3.19	17	1.87	22	2.42	25	2.75
181	N. H. Ferry	14	1.54	14	1.54	14	1.54	13	1.43
183	William Hoyer	50	5.50	49	5.39	43	4.73	43	4.73
185	John Megerah	22	2.42	23	2.53	23	2.53	23	2.53
186	Byron Stoddard	8	.88	8	.88	8	.88	8	.88
188	Albert Jackson	82	9.02	86	9.46	96	10.56	98	10.78
189	W. J. Eaton	35	3.85	35	3.85	39	4.29	47	5.17
171	W. J. Sherman	36	3.96	36	3.96	24	2.64	23	2.53
176	George Martin	<i>Council decided to retain 3 aged 33 members. Will you advise.</i>		3	33	3	33	3	33
197	C. J. Bassett	58	6.38	57	6.27	52	5.72	55	6.05
201	Ryder	35	3.85	35	3.85	35	3.85	36	3.96
203	John A. Dix	6	66	<i>Disbanded October 26-1934 - Charter returned.</i>				34	3.74
210	M. P. Carpenter	35	3.85	33	3.63	32	3.52	34	3.74

Memberships + Per Capita Tax 1934-1935

Cops	Name	Quater June 30 <sup>th</sup>		Quater Sept 30 <sup>th</sup>		Quater Dec 31 <sup>st</sup>		Quater March 31 <sup>st</sup>	
		Members	Per Capita	Members	Per Capita	Members	Per Capita	Members	Per Capita
2 11	David Becker	22	2.42	21	2.31	21	2.31	20	2.20
2 14	Simon D. Downer <sup>Disbanded 4-11-35</sup>	26	2.86	Balm hand 26	25.58	2.86	Disbanded 28	28	11.26
2 18	Welch	63	6.93	61	6.71	60	6.60	57	6.27
2 21	Swill	24	2.64	24	2.64	24	2.64	24	2.64
2 24	C. F. Smith	26	2.86	26	2.86	26	2.86	26	2.86
2 25	A. M. Harmon	31	3.41	30	3.30	28	3.08	32	3.52
2 27	Wm P. Barrett	44	4.84	44	4.84	38	4.18	39	4.29
2 28	Major Lusk	32	3.52	43	4.73	49	5.39	50	5.50
2 31	Van Raalte	67	7.37	67	7.37	64	7.04	64	7.04
2 32	C. Colgate	72	7.92	73	8.03	72	7.92	79	8.61
2 35	Peter A. Webber	14	1.54	14	1.54	13	1.43	12	1.32
2 37	Alvinest Dobrin	10	1.10	10	1.10	10	1.10	9	.99
2 38	P. O'Connell	30	3.30	30	3.30	28	3.08	28	3.08
2 43	John P. Hart	14	1.54	14	1.54	12	1.32	12	1.32
2 45	Andrews	105	11.55	103	11.33	98	10.78	100	11.00
2 50	Gen L. C. Smith	34	3.74	38	4.18	34	3.74	34	3.74
2 51	D. F. Royce	28	3.08	28	3.08	31	3.41	31	3.41
2 54	Kilbourn	42	4.62	41	4.51	41	4.51	36	3.96
2 56	Jos. R. Smith	152	16.72	152	16.72	151	16.61	152	16.72
2 57	Michigan	153	16.83	158	17.38	146	16.06	150	16.50
2 58	Pleasanton	13	1.43	11	1.21	11	1.21	11	1.21
2 60	Frank Powell	31	3.41	31	3.41	24	2.64	24	2.64
2 67	John A. Logan	48	5.28	40	4.40	40	4.40	40	4.40
2 68	Dean Scroggie	14	1.54	14	1.54	12	1.32	12	1.32
2 69	A. P. Congdon	34	3.74	37	4.07	40	4.40	44	4.84
	Peter Reeve							51	5.61
	Charles A. Bartlett							34	3.74

Organized Feb. 12-1935  
Organized March 27-1935

Department of Michigan - 1934-1935.

No.	Members for Dr Ending	March 31-1934	5673	Department of Michigan	
"	" " " "	June 30-1934	5787	Rec'd Per Capita Tax	617.87
"	" " " "	Sept. 30-1934	5740	" " " "	619.08
"	" " " "	Dec. 31-1934	5666	" " " "	599.94
"	" " " "	March 31-1935	5729	" " " "	602.47

Per Capita Tax paid National Dr. Ending	June 30-1934	\$144.68 on	5787	members
" " " " " " "	Sept. 30-1934	143.50 "	5740	"
" " " " " " "	Dec. 31-1934	141.65 "	5666	"
" " " " " " "	March 31-1935	143.23 "	5729	"

Number of members March 31-1934 - 5673  
 " " " " " " " " 31-1935 - 5729 - Net gain of 56 members  
 Number of new members from March 31-1934 to March 31-1935 -

Mina B. Hetchum  
 Asst. Secretary 1934-1935

Memberships and Per Capita Tax for 1935 and 1936  
 Quarter June 30<sup>th</sup> Quarter Sept. 30 Quarter Dec. 31 Quarter March

Co.	Name	Members	Per Capita	Members	P.C. Tax	Members	P.C. Tax	Members	P.C. Tax
110	1 Jack Chandler	48	5.28	47	5.17	39	4.29	40	4.4
	3 James A. Sexton	14	1.54	14	1.54	14	1.54	14	1.5
	4 Farragut	77	8.47	76	8.36	62	6.82	62	6.8
	5 Edward Romero	167	18.37	164	18.04	164	18.04	163	17.8
	7 Charles T. Foster	176	19.26	168	18.48	161	17.71	159	17.4
	8 Gen. G. W. Poc	259	28.49	259	28.49	254	27.94	253	27.8
	10 Fairbanks	232	25.52	232	25.52	247	27.17	264	29.0
	11 William Bell	64	7.04	62	6.82	64	7.04	61	6.7
	13 Bro. W. Haigh	150	16.50	154	16.94	129	14.19	145	15.9
	14 William K. Kent	22	2.42	22	2.42	22	2.42	22	2.4
	15 Wadwell	5	5.5	5	5.5	5	5.5	5	5.1
	16 Earl Halbert	34	3.74	33	3.63	28	3.08	32	3.5
	17 B. H. Rutter	21	2.31	24	2.64	26	2.86	26	2.8
	18 A. S. Williams	14	1.54	13	1.43	13	1.43	13	1.4
	20 Charles E. Drisson	25	2.75	26	2.86	20	2.20	23	2.5
	22 John Dilluly	19	2.09	18	1.98	18	1.98	18	1.9
	23 Dr. Croft	72	7.92	73	8.03	72	7.92	74	8.1
	25 Corbin	21	2.31	21	2.31	16	1.76	16	1.7
	26 Inackentush	92	10.12	97	10.61	86	9.46	87	9.5
	27 Custer	40	4.40	42	4.62	41	4.51	40	4.4
	28 Wm. H. Borden	34	3.74	34	3.74	29	3.18	29	3.1
	29 Andrew M. Comber	32	3.52	31	3.41	26	2.86	26	2.8
	31 Butterworth	45	4.85	49	5.39	49	5.39	48	5.2
	32 Allison T. Bryant	45	4.85	43	4.73	46	5.06	47	5.1
	37 C. J. Dickerson	17	1.87	17	1.87	16	1.76	16	1.7
11	38 J. B. Brainard	21	2.31	22	2.42	21	2.31	21	2.2
	41 Champlin	48	5.28	48	5.28	48	5.28	52	5.1
	43 F. A. Buhl	137	15.27	137	15.07	121	13.31	121	13.3
	49 Joseph Wilson	68	7.48	65	7.15	62	6.82	59	6.5
	54 Scott	30	3.30	30	3.30	29	3.19	29	3.1
	56 Wa-Bu-No	60	6.60	59	6.49	59	6.49	58	6.3
	59 Saginaw	130	14.30	125	13.75	124	13.64	122	13.4
	59 Lyman A. Gilbert	124	13.64	134	14.74	133	14.63	127	13.7
x	64 Myron Baker	1	1.1	1	1.1	1	1.1	1	1.1
	65 Carpenter	59	6.49	58	6.38	50	5.50	50	5.5
	66 Col. Fenton	18	1.98	21	2.31	21	2.31	22	2.4
	69 Farquhar	127	13.97	128	14.08	128	14.08	128	14.0
	70 Dresser	7	7.7	7	7.7	7	7.7	7	7.7
	72 Woodbury	57	6.27	55	6.16	54	5.94	52	5.7
	77 Samborn	97	10.67	99	10.89	98	10.78	98	10.7
	89 A. Lincoln	45	4.95	44	4.80	41	4.51	42	4.6
	96 Eli P. Alexander	87	9.57	86	9.46	86	9.46	86	9.4
	97 W. S. Grant	66	7.26	66	7.26	62	7.26	56	6.1
	98 David Babco	3	3.3	3	3.3	3	3.3	3	3.3
	100 Fitzgerald	37	4.07	36	3.96	36	3.96	34	3.7
	101 Gene Whitcomb	18	1.98	18	1.98	18	1.98	18	1.9



Membership and Per Capita Tax for 1935 and 1936 - Dept of Michigan  
 Quarter June 30 Quarter Sept. 30 Quarter Dec. 31 Quarter Mar. 31

Name	Members	Per Capita	Members	P.C. Tax	Members	P.C. Tax	Members	P.C. Tax
102 Dick Richardson	74	8.14	74	8.14	68	7.48	68	7.48
103 J. B. McPherson							3	3.3
105 Phil Kearney	64	7.04	64	7.04	64	7.04	62	6.82
107 Edward Doolittle	9	.99	9	.99	9	.99	3	.33
110 Orcutt	132	14.52	133	14.63	124	13.64	124	13.64
112 Charles S. Travis	9	.99	9	.99	9	.99	9	.99
114 Ed M. Putzmann	63	6.93	62	6.82	63	6.93	66	7.26
121 George H. Thomas	21	2.31	24	2.64	32	2.42	22	2.42
126 Col. Stenard	Deput pays 1	11	1	11	1	11	1	11
131 Phil M. Kernan	56	6.16	59	6.49	61	6.71	61	6.71
132 Tom Lewis	60	6.60	61	6.71	62	6.82	61	6.71
133 H. F. Wallace	27	2.97	28	3.08	28	3.08	37	2.97
135 J. M. Penoyer	72	7.92	71	7.81	68	7.48	70	7.70
136 E. W. Hollingsworth	42	4.62	42	4.62	34	3.74	34	3.74
137 Mosan Parker	44	4.84	44	4.84	39	4.29	38	4.18
138 J. B. Richardson	49	5.32	48	5.28	40	4.40	40	4.40
141 Gen. Chas. Duffin	8	.88	8	.88	8	.88	8	.88
146 O. P. Morton	17	1.87	16	1.76	17	1.87	24	2.64
147 Wm. P. Innes	15	1.65	14	1.54	15	1.65	15	1.65
152 Lombard	85	9.35	85	9.35	85	9.35	85	9.35
153 J. T. Barrett	10	1.10	10	1.10	10	1.10	10	1.10
154 Ruddock	43	4.73	47	5.17	38	4.05	68	7.48
156 Heber Le Ferrier	15	1.65	15	1.65	12	1.32	12	1.32
157 John Stockton	40	4.40	42	4.62	42	4.62	42	4.62
159 Thomas Manning	14	1.54	14	1.54	14	1.54	14	1.54
164 Mathew Curtis	13	1.43	13	1.43	6	.66	6	.66
165 Major Webber	2	.22	2	.22	2	.22	2	.22
168 H. D. Terry	26	2.86	26	2.86	22	2.42	22	2.42
169 H. P. Merrill	23	2.53	23	2.53	23	2.53	23	2.53
170 G. K. Warren	Disbanded June 10 <sup>th</sup> - 1934							
171 Amasa B. Watson	103	11.33	104	11.44	101	11.11	97	10.89
172 Gen. Lyons	8	.88	8	.88	8	.88	8	.88
173 Baxter	32	3.52	32	3.52	27	2.97	30	3.30
175 Dan S. Root	27	2.97	26	2.86	19	2.09	13	1.43
181 M. H. Ferry	13	1.43	12	1.32	12	1.32	12	1.32
183 William Moyer	43	4.73	45	4.95	44	4.84	43	4.73
185 John Magerah	32	3.52	42	4.62	42	4.62	40	4.40
186 Byron Stoddant	8	.88	8	.88	8	.88	8	.88
188 Albert Jackson	102	11.22	111	12.21	109	11.99	111	12.21
189 W. D. Eaton	57	6.27	57	6.27	58	6.05	48	5.28
191 W. T. Sherman	24	2.64	24	2.64	25	2.75	26	2.86
192 George Martin	Deft pays 3	33	3	33	2	.22	1	.11
197 C. J. Bassett	55	6.05	52	6.16	53	5.83	53	5.83
201 Ryler	35	3.85	35	3.85	34	3.74	34	3.74
210 R. P. Carpenter	34	3.74	35	3.85	35	3.85	36	3.96
211 David Becker	20	2.20	20	2.20	20	2.20	20	2.20

Membership and Per Capita Tax for 1935 and 1936  
 Quarter - June 30<sup>th</sup> Quarter - Sept. 30 Quarter - Dec. 31<sup>st</sup> Quarter - Mar. 31<sup>st</sup>

Corps	Name	Members	Per Capita	Members	Per Capita	Members	Per Capita	Members	Per Capita
No. 214	Simon G. Donner	Disbanded June 30 <sup>th</sup> - 1935							
218	Welch	56	616	57	627	54	594	54	594
221	Turrill	21	231	21	231	21	231	20	220
224	C. F. Smith	23	253	23	253	23	253	23	253
225	A. M. Harmon	37	407	36	396	38	418	40	440
227	Wm. P. Everett	41	451	39	429	41	451	44	459
228	Major Lusk	50	550	51	561	52	572	51	561
231	Van Raalte	62	682	62	682	61	671	60	660
232	C. Colgrove	72	792	71	781	69	759	67	737
238	Peter G. Weber	13	143	13	143	13	143	13	143
237	Abricent Colvix	9	99	9	99	10	110	10	110
238	P. O'Connell	28	308	28	308	28	308	28	308
243	John P. Hart	12	132	12	132	13	143	13	143
245	Andrews	95	1045	94	1034	92	1012	98	1078
250	Gen. J. C. Smith	37	401	38	418	41	451	35	385
257	D. G. Royce	31	341	32	352	33	363	32	352
254	Kilborn	33	363	31	341	30	330	28	308
256	Joe B. Smith	163	1773	159	1749	149	1639	152	1672
257	Michigan	150	1650	150	1650	138	1518	154	1674
258	Pleasanton	11	121	11	121	11	121	11	121
260	Frank Powell	27	297	32	352	31	341	36	376
267	John A. Logan	39	429	40	440	36	396	26	276
268	Dean Scroggie	12	132	12	132	12	132	12	132
269	A. D. Congdon	44	484	45	495	42	462	39	423
270	Peter Reeves	53	583	54	594	56	616	55	605
9	Chas. C. Bartlett	38	418	42	462	52	572	62	682
271	R. T. Chapman	34							
272	N. J. Dunn	29							

Members for quarter ending Mar. 31 - 1935	5729	No. of Corps disbanded	
Members " " " June 30 - " "	5810	" " " Instituted	21
Members " " " Sept. 30 - " "	5795		
Members " " " Dec. 31 - " "	5600		
Members " " " Mar. 31 - 1936	5695		

Per Capita Tax Required for quarter ending June 30 - 1935	573.76	on 5216 mems
Per " " " " " " Sept. 30 - " "	587.95	" 5345 "
Per " " " " " " Dec. 31 - " "	571.25	" 5375 "
Per " " " " " " Mar. 31 1936	605.55	" 5505 "

Per Capita Tax paid National for quarter ending June 30 - 1935	145.25	on 5810
" " " " " " " " Sept. 30 - " "	147.88	" 5795
" " " " " " " " Dec. 31 - " "	140.00	" 5600
" " " " " " " " Mar. 31 - 1936	142.38	" 5695

Elizabeth D. Colliane - Department Secretary  
 1935 - 1936

Membership and per capita tax. 1936 + 1937

Quarter June 30. Year. Sept 30. Year. Dec 31. Year. Mar 31

Cape	Name	members	per capita	members	per capita	members	per capita	members	per capita
No 1	Zack Chandler	42	4.62	43	4.73	43	4.73	41	4.3
3	Jas A. Sexton	13	1.43	13	1.43	13	1.43	13	1.4
4	Farragut	67	7.37	67	7.37	68	7.48	62	6.8
5	Edward Pomeroy	161	17.71	156	17.16	146	16.06	142	15.6
7	Chas. T. Foster	158	17.38	158	17.38	160	17.60	168	18.4
8	Gen. O. M. Poe	253	27.83	238	26.18	246	27.06	242	26.6
9	Chas. A. Bartlett	63	6.73	65	7.15	67	7.37	70	7.7
10	Fairbanks	265	29.15	264	29.04	266	29.26	253	27.8
11	William Bell	63	6.93	60	6.60	67	7.37	64	7.0
13	Gen. W. Haigh	145	15.95	144	15.84	147	16.17	161	17.7
14	William A. Kent	16	1.76	16	1.76	16	1.76	16	1.7
15	Waddell	5		5		5		5	
16	Earl Halbert	34	3.74	34	3.74	37	4.07	38	4.12
17	B. H. Rutter	26	2.86	26	2.86	26	2.86	26	2.8
18	A. S. Williams	13	1.43	13	1.43	13	1.43	13	1.4
20	Chas. E. Grisson	24	2.64	22	2.42	24	2.64	24	2.6
22	John Gilluly	18	1.98	17	1.87	19	2.09	19	2.0
23	Gov. Crapo	78	8.58	77	8.47	74	8.14	74	8.1
25	Corbin	16	1.76	16	1.76	12	1.32	12	1.3
26	Inackebush	101	11.11	100	11.00	103	11.33	103	11.3
27	Crater	45	4.95	45	4.95	51	5.61	52	5.7
28	W. H. Borden	31	3.41	30	3.30	26	2.86	20	2.2
29	Andrew M <sup>c</sup> Comber	23	2.53	23	2.53	20	2.20	20	2.2
31	Butterworth	48	5.28	48	5.28	46	5.06	46	5.0
32	Allison J. Bryant	49	5.39	49	5.39	46	5.06	50	5.5
37	C. J. Dickerson	15	1.65	15	1.65	13	1.43	13	1.4
38	B. Brainard	16	1.76	16	1.76	16	1.76	16	1.7
41	Champlin	52	5.72	38	4.18	40	4.40	38	4.1
43	F. A. Puhl	121	13.31	125	13.75	128	14.08	127	13.9
49	Joseph Wilson	59	6.49	59	6.49	59	6.49	60	6.6
54	Scott	26	2.86	23	2.53	25	2.75	25	2.7
56	W. A. No	58	6.38	58	6.38	56	6.16	57	6.2
57	Saginaro	121	13.31	121	13.31	110	12.10	94	10.3
59	Lyman A. Gilbert	129	14.19	119	13.09	116	12.76	100	11.0
65	Carpenter	51	5.61	49	5.39	48	5.28	48	5.2
66	Col Fenton	22	2.42	23	2.53	24	2.64	24	2.6
69	Farguhar	132	14.52	132	14.52	132	14.52	65	7.1
70	Dresser	8	8.8	8	8.8	8	8.8	11	12.1
72	Woodbury	50	5.50	50	5.50	51	5.61	49	5.3
77	Sanborn	97	10.67	98	10.78	98	10.78	98	10.7
89	A. Lincoln	41	4.51	40	4.40	37	4.07	38	4.1
96	Eli P. Alexander	86	9.46	86	9.46	79	8.69	77	8.4
97	U. S. Grant	60	6.60	64	7.04	60	6.60	87	9.5
98	David Oaks	1	1.1	1	1.1	1	1.1	1	1.1
100	Fitzgerald	37	4.07	37	4.07	38	4.18	37	4.0
101	Orin Whitcomb	16	1.76	16	1.76	16	1.76	15	1.6

## Membership and per capita tax - 1936 &amp; 1937

Quar. June 30.    Quar. Sept 30.    Dec. 31    Mar 31: 1937

No.	Name	members	per capita	members	per capita	members	per capita	members	per capita
102	Dick Richardson	68	748	67	737	53	583	53	583
103	J. B. McPherson	3	33	3	33	3	33	3	33
103	Phil Kearney	64	704	62	682	58	638	54	594
X 107	Edward Dwight	Disbanded Mar 31, 1936 Charter ret. July 16							
110	Orcutt	123	1333	117	1257	118	1298	115	1261
112	Chas. S. Travis	7		7		7		7	
114	Ed. M. Prutzman	68	748	69	759	64	704	64	704
121	Geo. H. Thomas	22	242	21	231	18	198	18	198
126	Col. Stewart	1	11	1	11	1	11	1	11
131	Phil McKeen	55	605	50	550	51	561	51	561
132	Tim Lewis	60	660	59	649	57	627	56	616
133	Wallace	26	286	27	297	28	308	28	308
135	J. N. Penoyer	68	748	68	748	74	814	75	825
136	E. W. Hollingworth	34	374	34	374	34	374	48	528
137	Morgan Parker	38	418	36	396	37	407	36	396
138	J. B. Richardson	41	451	42	462	43	473	42	462
141	Gen. Chas. Griffin	8	88	8	88	8	88	8	88
145	Q. P. Norton	24	264	24	264	24	264	27	297
147	Wm P. Innes	16	176	16	176	16	176	14	154
152	Lombard	82	902	76	836	76	836	61	671
153	J. F. Barrett	10	110	10	110	10	110	10	110
154	Ruddock	67	737	68	748	60	660	55	605
156	Heber Le Favour	12	132	12	132	12	132	12	132
157	John Stoddard	42	462	42	462	40	440	44	484
159	Thomas Manning	14	154	14	154	14	154	16	176
164	Mathew Artis	6		10	110	13	130	13	
165	Major Heber	2	22	2		2		2	
168	H. D. Terry	22	242	22	242	22	242	20	220
169	H. P. Merrill	23	253	23	253	23	253	23	253
171	Amasa B. Watson	99	1089	98	1078	93	1023	87	957
172	Gen. Lyons	3	33	3		3		3	
173	Baxter	30	330	31	341	26	286	27	297
175	Dan S. Root	13	143	14	154	14	154	10	110
181	M. H. Ferry	12	132	12	132	12	132	11	121
183	William Mayer	42	462	42	462	43	473	46	506
185	John Mezerah	39	429	37	407	30	330	36	396
186	Byron Stoddard	8	88	8	88	8	88	8	88
188	Albert Jackson	125	1375	109	1199	93	1023	86	946
189	W. G. Eaton	54	594	55	605	54	594	59	649
191	W. T. Sherman	27	297	28	308	26	286	26	286
196	George Martin	1	11	1		1		1	
197	C. J. Bassett	53	583	53	583	47	517	47	517
201	Ryder	40	440	39	429	39	429	39	429
210	P. H. Carpenter	39	429	38	418	38	418	37	407
211	David Becker	16	176	16	176	15	165	15	165
218	Uelch	54	594	54	594	52	572	52	561

Membership and Per Capita tax - 1936-1937  
 Quar. June 30. Quar. Sept 30. Quar. Dec 31. Quar. Mar 31

Name	members	Per capita	members	Per capita	members	Per capita	members	Per capita
221 Turrill	19	2.09	19	2.09	19	2.09	19	2.09
224 C. F. Smith	23	2.53	23	2.53	23	2.53	23	2.53
225 A. M. Harmon	39	4.29	38	4.18	37	4.07	38	4.11
227 Wm. P. Everett	44	4.84	44	4.84	37	4.07	38	4.11
228 Major Luak	51	5.61	50	5.50	50	5.50	50	5.50
231 Van Raalte	62	6.82	61	6.71	59	6.49	59	6.49
232 E. Colgrove	67	7.37	67	7.37	65	7.15	66	7.26
235 Peter A. Heber	13	1.43	12	1.32	11	1.21	12	1.32
237 Alvincent Colvin	10	1.10	9	.99	10	1.10	9	.99
238 P. A. Connell	28	3.08	28	3.08	28	3.08	32	3.52
243 John P. Hart	13	1.43	10	1.10	10	1.10	10	1.10
245 Andrews	98	10.78	95	10.45	92	10.12	90	9.90
250 Gen. D. C. Smith	35	3.85	35	3.85	34	3.74	31	3.41
251 D. G. Royce	32	3.52	34	3.74	31	3.41	30	3.30
254 Kilbourn	26	2.86	24	2.64	25	2.75	24	2.64
256 Jwa. P. Smith	168	18.48	168	18.48	175	19.25	174	19.14
257 Michigan	160	17.60	156	17.16	143	15.73	142	15.62
258 Pleasanton	10	1.11	10	1.11	10	1.11	10	1.10
260 Frank Powell	36	3.96	36	3.96	41	4.51	44	4.84
267 John A. Logan	24	2.64	24	2.64	23	2.53	22	2.42
268 Dean Scroggie	12		12		12		7	
269 A. D. Congdon	42	4.62	42	4.62	42	4.62	42	4.62
270 Peter Reeves	54	5.94	54	5.94	57	6.49	65	7.15
271 D. T. Chapman	35	3.85	35	3.85	42	4.62	48	5.28
272 W. J. Dunn	34	3.74	39	4.29	40	4.40	45	4.95

Members for quarter ending Mar 31-1936 - 5695  
 Members " " " June 30-1936 5766  
 Members " " " Sept 30-1936 5680  
 Members " " " Dec 31-1936 5586  
 Members " " " Mar 31-1937 5497

Per capita tax rec'd quar " June 30-1936 # 627.78  
 " " " " " Sept 30-1936 618.43  
 " " " " " Dec 31-1936 607.08  
 " " " " " Mar 31-1937 596.97

Per capita tax pd. National quar. June 30-1936 \$144.15  
 " " " " " Sept 30 1936 142.00  
 " " " " " Dec 31-1936 137.65  
 " " " " " Mar 31-1937 137.42

Esther A. Braendle, Dept Sec'y  
 1936+1937

Memberships and Per Capita Tax 1937-1938  
 June 30 Sept 30 Dec 31 Jan 31

Coops	Member	Per Capita	Member	Per Capita	Member	Per Capita	Member	Per Capita	
No 1	Jack Chappel	41	4.51	40	4.40	43	4.23	44	4.54
3	Joe A Sexton	17	1.87	17	1.89	16	1.76	17	1.87
4	Charragut	60	6.60	61	6.71	60	6.60	68	7.49
5	Edward Conroy	143	15.73	137	15.07	124	13.64	122	13.42
7	Chas. T. North	170	18.70	170	18.70	122	13.92	164	18.64
8	Gen. O. M. Poe	229	25.19	222	24.42	223	24.83	224	24.64
9	Chas A Bartlett	56	6.16	56	6.16	57	6.27	62	7.57
10	Hainbauer	250	27.80	240	26.40	252	27.72	250	27.50
11	William Bell	64	7.04	63	6.93	68	7.48	63	6.93
13	Geo. H. Haigh	160	17.60	156	17.16	149	16.39	141	15.51
14	William A Kent	15	1.65	15	1.65	14	1.60	15	1.65
X 15	Raddehl	537	4.07	5			Rebanded 187		
16	Earl Halbert	37	4.07	37	4.07	330	3.30	32	3.32
17	B. H. Ritter	26	2.86	26	2.86	26	2.86	26	2.86
20	Chas E. Grinson	24	2.64	25	2.75	29	3.19	30	3.30
22	John Gillyly	20	2.20	22	2.42	22	2.42	22	2.42
23	Gov. Craft	74	8.14	75	8.25	70	8.20	72	7.92
25	Corbin	12	1.32	12	1.32	8	0.88	8	0.88
26	Snacker Bush	105	11.55	103	11.33	92	10.12	87	9.87
27	Quater	54	5.94	50	5.61	51	5.61	59	6.49
28	Wm. J. Borden	20	2.20	19	2.09	19	2.09	22	2.42
29	Andrew McComber	19	2.09	18	1.98	14	1.54	14	1.54
31	Butler worth	44	4.84	42	4.62	47	5.17	49	5.39
32	Allison L Bryant	51	5.61	54	5.94	50	5.50	57	6.27
37	C. L. Dickerson	13	1.43	13	1.43	13	1.43	13	1.43
X 38	J. B. Brainerd	16		16		16	Rebanded 21.10.37		
41	Champion	40	4.40	40	4.40	40	4.40	38	3.62
43	F. A. Buhl	112	12.32	116	12.76	117	12.87	120	13.20
49	Joseph Wilson	57	6.27	61	6.76	67	7.37	66	7.26
54	Scott	25	2.75	26	2.86	21	3.41	29	3.19
56	Ma. Br. no	57	6.27	57	6.27	52	5.72	52	5.72
57	Sagman	96	10.86	95	10.45	88	10.58	94	10.34
59	L. J. Man A Gilbert	102	11.22	97	10.67	99	10.89	96	10.56
65	Carpenter	49	5.39	48	5.28	50	6.00	54	5.94
66	Col. Henton	22		24	5.28	24		22	5.28
69	Harquhar	65	7.15	64	7.15	68	7.48	62	7.26
70	Dresser	11	1.21	11	1.21	11	1.21	11	1.21
72	Woodbury	48	5.28	48	5.28	44	4.84	44	4.84
77	Sau born	96	10.56	76	9.36	74	9.36	74	8.16
89	A. Lincoln	36	3.96	38	4.18	39	4.29	39	4.29
96	Eli. Paloxander	66	7.26	69	7.59	71	7.81	78	8.64
97	U. S. Grant	95	10.45	98	10.78	104	11.44	105	11.55
98	David Oake	1	1.11	1	1.11	1	1.11	1	1.11
100	Witzgerald	36	3.96	36	3.96	40	4.40	43	4.73
101	Orin Whitcomb	15	1.65	15	1.65	15	1.65	15	1.65
102	Dick Richardson	53		52	5.72	52		50	5.50

Members and Per Capita Tax 1937-1938  
 Jan June 30 Jan Sept 30 Jan Dec 30 Jan March 30

Ref	Name	Member	Per Capita	Member	Per Capita	Member	Per Capita	Member	Per Capita
103	J. B. McPherson	Late 3		3		3		3	
105	Phil Kearney	52	5.72	52	5.72	43	4.73	43	4.73
110	Orcutt	120	13.20	123	13.63	119	13.09	121	13.31
112	Charles S. Travis	Husbanded 7 Oct 3, 1937							
114	Ed M. Proutman	68	7.48	69	7.59	65	7.15	65	7.15
121	George H. Thomas	18	1.98	17	1.87	17	1.97	18	1.98
126	Col. Stewart	Husbanded 1 Sept 1937							
131	Phil M. Roman	40	4.40	40	4.40	40	4.40	40	4.40
132	Tim Lewis	59	6.49	58	6.38	59	6.49	61	6.71
133	W. H. Wallace	28	3.08	27	2.97	27	2.61	32	2.42
135	L. H. Penoyer	81	8.91	79	8.69	77	8.47	88	8.80
136	E. M. Hallingsworth	47	5.17	48	5.00	48	5.28	48	5.28
137	Morgan Parker	36	3.96	36	3.96	36	3.96	36	3.96
138	J. B. Richardson	46	4.96	46	5.06	47	5.17	46	5.06
141	Geo. Char. Griffin	8	.88	8	.88	8	.88	8	.88
145	O. P. Morton	22	2.42	19	2.09	32	3.62	30	3.60
147	Tom P. Innes	16	1.76	15	1.65	Husbanded			
152	Lombard	80	8.38	80	8.36	76	8.14	84	7.92
153	J. T. Barrett	10		10		10		10	
154	Ruddock	52	5.72	52	5.72	44	4.84	47	4.84
156	Heber Le Havours	12	1.32	11	1.21	11	1.21	15	1.65
157	John Stockton	43	4.73	42	4.73	43	4.73	44	4.84
159	Thomas Manning	16	1.76	16	1.76	16		12	1.35
164	Mathew Curtis	13		13		Husbanded			
165	Major Heber	2		2		2		2	
168	W. D. Terry	18	1.98	14	1.54	14	1.64	14	1.64
169	W. P. Merrill	23	2.53	22	2.42	20	2.20	20	2.20
171	Amasa B. Watson	86	9.46	86	9.46	85	9.35	83	9.13
172	Gen. Lyons	3		4	4.4	4	4.4	4	4.4
173	Baxter	29	3.19	29	3.19	26	2.86	27	2.97
175	Dan L. Root	12	1.32	13	1.43	12	1.22	12	1.32
181	W. H. Perry	11	1.21	12	1.32	12	1.32	12	1.32
183	William Mayen	46	5.26	44	4.84	42	4.62	42	4.62
185	John Megebah	36	3.96	35	3.85	34	3.74	34	3.74
186	Byron Stoddard	8		8		8		8	
188	Albert Jackson	86	9.46	91	10.01	96	10.46	91	10.01
189	N. G. Eaton	60	6.60	62	6.82	64	7.16	66	7.26
191	W. T. Sherman	29	3.19	31	3.41	33	3.63	33	3.63
196	George Martin	1		1		1		1	
197	C. J. Barrett	48	5.28	48	5.28	48	5.28	50	5.50
201	Ryder	39	4.29	38	4.18	38	4.07	37	4.07
210	R. P. Carpenter	37	4.07	37	4.07	38	4.18	39	4.29
211	David Barber	15	1.65	15	1.65	15	1.65	15	1.65
218	Helch	56	5.50	77	8.47	80	8.80	111	12.21
221	Tumill	19	2.09	19	2.09	18	1.91	18	1.91
224	C. G. Smith	23	2.53	23	2.53	20	2.20	19	2.20

Membership and Per Capita Tax 1937-1938  
 Quar June 30 Quar Sept 30 Quar Dec 30 Quar Mar 31

Coops	Members	PerCapita	Members	PerCapita	Members	PerCapita	Members	PerCapita
No 225 A W. Harmon	38	4.18	41	4.51	41	4.87	29	3.1
227 Mrs P. Everett	45	4.95	45	4.95	44	4.84	46	5.0
228 Major Lusk	50	5.50	47	5.17	44	4.84	43	4.7
231 Van Raalte	59	6.49	59	6.49	57	6.27	65	7.4
232 C. Colgrove	68	7.48	66	7.26	66	7.26	65	7.1
235 Peter A. Heiler	12	1.32	12	1.32	12	1.32	12	1.3
* 237 Alvin and Colvin	9	99	9	99	9	99	9	99
238 P. O'Connell	33	3.63	32	3.52	31	3.41	31	3.4
243 John P. Hart	10	1.10	10	1.10	Widowed Oct. 1937			
245 Andrew	89	9.79	88	9.68	90	9.90	89	9.7
250 Geo L. C. Smith	30	3.85	36	3.96	34	3.74	34	3.7
251 D & Royce	33	3.63	33	3.63	35	3.85	35	4.1
254 Kelhorn	24	2.64	24	2.64	24	2.64	24	2.6
256 Jos R. Smith	174	19.14	174	19.14	179	19.69	168	18.4
257 Michigan	150	16.50	149	16.39	136	14.86	132	14.6
258 Pleasanton	10	1.10	10	1.10	10	1.10	9	1.1
260 Frank Powell	44	4.84	44	4.84	41	4.61	41	4.6
267 John A. Logan	22	2.42	22	2.42	23	2.63	27	2.9
268 Dean Seboogie	Widowed		Widowed		Widowed		1937	
269 A D Congdon	46	5.06	50	5.30	48	5.28	50	5.5
270 Peter Reeves	72	7.92	73	8.03	70	7.70	82	9.0
271 D & Chapman	58	6.27	58	6.38	66	7.16	65	7.1
272 W J. Dunbar	52	5.72	53	5.83	53	5.83	54	5.9

no of members for gr. ending	March 31 - 1937	54.97	Per Capita Tax
" " " " " "	June 30 1937	54.76	Recurred, \$ 57.80
" " " " " "	Sept. 30 1937	54.49	56.8
" " " " " "	Dec. 30 1937	54.63	54.97
" " " " " "	March 30 1938	54.46	56.28

Per Capita Tax Paid National Quarter ending	June 30 - 1937	\$ 136.90
" " " " " "	Sept. 30 " " "	136.23
" " " " " "	Dec. 30 " " "	136.68
" " " " " "	March 30 1938	136.10

Minnie San Truyl. Dep't Secretary.

5476 #136.90 5449 #136.23 5463 #136.68



Memberships and Per Capita Tax 1938-1939

Quarter June 30 Quarter Sept. 30 Quarter Dec. 30 Quarter Mar. 31

Corps	members	per Capita	Members	per Capita	Members	per Capita	Members	per Capita
No 1 Jack Chandler	44	4.84	44	4.84	43	4.73	42	4.62
3 Jas. A. Sexton	17	1.87	18	1.98	18	1.98	18	1.98
4 Farragut	78	8.58	76	8.36	74	8.14	74	8.14
5 Edward Pomeroy	123	13.53	121	13.31	109	11.99	110	12.10
7 Chas. T. Foster	169	18.59	171	18.81	171	18.81	170	18.70
8 Gen. O. M. Poe	227	24.97	229	25.19	226	24.86	202	22.32
9 Chas. A. Bartlett	78	8.03	76	8.36	86	9.46	99	10.89
10 Fairbanks	248	27.28	241	26.51	239	26.29	241	26.51
11 William Bell	61	6.71	60	6.60	59	6.49	61	6.71
13 Gen. W. Haigh	141	15.51	122	13.42	122	13.42	127	13.99
14 William A. Kent	15	1.65	15	1.65	15	1.65	14	1.54
16 Earl Halbert	32	3.52	32	3.52	33	3.63	36	3.96
17 B. H. Rutter	26	2.86	27	2.97	27	2.97	27	2.97
20 Charles E. Grisson	30	3.30	29	3.19	32	3.52	34	3.74
22 John Gilluly	22	2.42	22	2.42	22	2.42	21	2.31
23 Gov. Crapo	71	7.81	72	7.92	53	5.83	late 61	6.71
25 Corbin	8	.88	8	.88	19	2.09		
26 L. B. Duackenbush	86	9.46	85	9.35	92	10.12	92	10.12
27 Custer	61	6.71	63	6.93	58	6.38	58	6.38
28 Wm. H. Borden	26	2.86	34	3.74	40	4.40	41	4.51
29 Andrew McCumber	14	1.54	14	1.54	12 late	1.32	15	1.65
31 Butterworth	47	5.17	44	4.84	43	4.73	44	4.84
32 Allison L. Bryant	57	6.27	61	6.71	55	6.05	56	6.16
37 C. J. Dickerson	13	1.43	13	1.43	12	1.32	11	1.21
41 Champion	28	3.08	29	3.19	31	3.41	29	3.19
43 F. A. Buhl	110	12.76	116	12.76	118	12.98	116	12.76
49 Joseph Wilson	58	6.38	58	6.38	56	6.16	56	6.16
54 Scott	30	3.30	29	3.19	28	3.08	28	3.08
56 Ma-Bu-No	58	6.38	61	6.71	62	6.82	62	6.82
57 Saginaw	90	9.90	88	9.68	69	7.59	80	8.80
59 Lyman A. Gilbert	92	10.12	90	9.90	84	9.24	83	9.13
65 Carpenter	55	6.05	55	6.05	50	5.50	50	5.50
66 Col. Fenton	28	3.08	28	3.08	29 late	3.19	29	3.19
69 Farguhar	68	7.48	68	7.48	67	7.37	68	7.48
70 Dresser	13	1.43	13	1.43	13	1.43	12	1.32
72 Woodbury	45	4.95	45	4.95	47	5.17	47	5.17
77 Wm. Sauborn	74	8.14	74	8.14	74	8.14	74	8.14
89 A. Lincoln	36	3.96	33	3.63	30	3.30	30	3.30
96 Eli P. Alexander	78	8.58	79	8.69	74	8.14	75	8.25
97 U. S. Grant	103	11.33	107	11.77	110	12.10	89	9.74
dead 98 David Caks	Disbanded 1937							
100 Fitzgerald	43	4.73	44	4.84	43	4.73	43	4.73
101 Orin Whitecomb	15	1.65	14	1.54	14	1.54	14	1.54
102 Dick Richardson	50	5.50	50	5.50	50	5.50	50	5.50
103 J. B. McPherson	Sept. pay 3							
105 Phil Kearney	43	4.73	43	4.73	50	5.50	51	5.61

## Membership and Per Capita Tax

1938 - 1939

Quarters June 30 Quarters Sept. 30 Quarters Dec. 30 Quarters Mar. 31

Names	Members	Per Capita	Members	Per Capita	Members	Per Capita	Members	Per Capita
110 Orcutt	121	13.31	118	12.98	110	12.10	111	12.21
114 Ed. M. Prutzman	65	7.15	64	7.04	67	7.37	61	6.71
121 Geo. H. Thomas	18	1.98	20	2.20	19	2.09	18	1.98
131 Phil McKernan	43	4.73	42	4.62	43	4.73	41	4.51
132 Tim Lewis	61	6.71	60	6.60	60	6.60	63	6.93
133 H. F. Wallace	23	2.53	23	2.53	23	2.53	23	2.53
135 J. N. Penoyer	75	8.25	76	8.36	76	8.36	76	8.36
136 C. H. Hollingsworth	48	5.28	51	5.61	37	late 4.07	37	4.07
137 Morgan Parker	35	3.85	35	3.85	35	3.85	34	3.74
138 L. B. Richardson	49	5.39	50	5.50	46	5.06	46	5.06
141 Gen. Chas. Griffin	8	.88	8	.88	8	.88	8	.88
145 D. P. Morton	35	3.85	34	3.74	33	3.63	30	3.30
152 Lombard	77	8.47	77	8.47	68	late 7.48	69	7.59
153 J. T. Barrett	10		10		10		10	
154 Ruddock	44	4.84	44	4.84	42	4.62	41	4.51
156 Heber Le Favour	15	1.65	18	1.98	21	2.31	24	2.64
157 John Stockton	46	5.06	52	5.72	51	5.61	50	5.50
159 Thomas Manning	12		12		12		12	Dept. pay
165 Major Webber	2		2		2		2	" "
168 H. D. Terry	16	1.76	15	1.65	14	1.54	14	1.54
169 H. P. Merrill	20	2.20	22	2.42	21	2.31	21	2.31
171 Amasa B. Watson	85	9.35	86	9.46	85	9.35	86	9.46
172 Gen. Lyons	4	4.4	4	4.4	4	4.4	4	4.4
173 Baxter	27	2.97	22	2.42	22	2.42	27	late 2.97
175 Dan S. Root	14	1.54	14	1.54	10	1.10	10	1.10
181 N. H. Ferry	12	1.32	11	1.21	11	1.21	12	1.32
183 William Moyer	44	4.84	43	4.73	42	4.62	43	4.73
185 John Megerah	34	3.74	34	3.74	35	3.85	35	3.85
186 Byron Stoddard	8		8		8		8	
188 Albert Jackson	91	10.01	94	10.34	87	9.57	87	9.57
189 W. G. Eaton	67	7.37	61	6.71	60	6.60	58	6.38
191 W. T. Sherman	34	3.74	34	3.74	35	3.85	36	3.96
196 George Martin	1		1		1		1	Dept. pay
197 C. J. Bassett	51	5.61	49	5.39	48	5.28	43	4.73
201 Ryder	37	4.07	37	4.07	41	4.51	35	3.85
210 R. P. Carpenter	44	4.84	44	4.84	43	4.73	43	4.73
211 David Becker	14	1.54	14	1.54	14	1.54		
218 Welch	135	14.85	143	15.73	149	16.39	118	12.98
221 Turrill	18	1.98	18	1.98	18	late 1.98	18	1.98
224 C. F. Smith	20	2.20	15	1.65	15	1.65		
225 A. M. Harmon	30	3.30	29	3.19	28	3.08	28	3.08
227 Wm. P. Everett	46	5.06	46	5.06	42	late 4.62	42	4.62
228 Major Lusk	43	4.73	42	4.62	40	4.40	39	4.29
231 A. O. Van Rosta	67	7.37	64	7.04	65	7.15	62	6.82
232 C. Colgrove	64	7.04	64	7.04	64	7.04	75	8.25
235 Peter A. Heber	12	1.32	10	1.10	10	1.10	10	1.10

Membership and Per Capita Tax 1938-1939  
 Quarter June 30 Quarter Sept. 30 Quarter Dec. 30 Quarter Mar. 31

Corps	members	Per Capita	members	Per Capita	members	Per Capita	members	Per Capita
238 P. O'Connell	31	3.41	31	3.41	disbanded Feb. 1939			
245 Andrews	91	10.01	90	9.90	86	9.46	83	9.13
250 Gen. J. C. Smith	34	3.74	28	3.08	29	3.19	29	3.15
251 H. G. Royce	41	4.57	43	4.73	45	4.95	48	5.21
254 Kilbourn	22	2.42	22	2.42	22	2.42	22	2.42
256 Joseph R. Smith	169	18.59	168	18.48	160	17.60	150	16.50
257 Michigan	133	14.63	132	14.52	103	11.33	106	11.64
258 Pleasanton	9	.99	8	.88	8 late '88		8	.88
260 Frank Powell	41	4.51	43	4.73	43	4.73	43	4.73
267 John A. Logan	27	2.97	27	2.97	25	2.75	27	2.97
269 A. W. Congdon	51	5.61	51	5.61	52	5.72	50	5.50
270 Peter Reeves	81	8.91	82	9.02	79	8.69	79	8.69
271 W. T. Chapman	65	7.15	65	7.15	68	7.48	76	8.36
272 W. J. Durin	55	6.05	55	6.05	55	6.05	57	6.21

Geo. A. Carter constituted Nov. 29 - 1938

No of members for quarter ending March 31st 1938	5446
" members for quarter ending June 30, 1938	5486
" members for quarter ending Sept. 30, "	5455
" members for quarter ending Dec. 31, "	5346
" members for quarter ending Mar. 31, 1939	5368

Per Capita Tax Rec'd.	\$597.96	- June 30 - 1938
" " " "	600.05	- Sept. 30 - 1938
" " " "	592.46	- Dec. 31 - 1938
" " " "		- Mar. 31 - 1939

Per Capita Tax paid to Nat'l. ending Mar. 31 - 1938 — 136.15

Per Capita Tax paid to Nat'l.	- June 30 - 1938	137.15
" " " "	- Sept. 30 - 1938	136.38
" " " "	- Dec. 31 - "	134.65
" " " "	- Mar. 31 - 1939	134.20

corps				Dec. 31 - 1938		Mar. 31 - 1939	
				members	per capita	members	per capita
2	Geo. A. Crester	Instituted	Nov. 29 - 1938	Ch. members 14	1.54	14	1.54
39	E. B. Metcalf	Instituted	Jan. 23 - 1939	Charter members		39	4.29
21	A. C. Estabrook	Instituted	Feb. 20 - 1939	Charter members		70	7.70

Membership & Per Capita Tax

Quarter June 30 Quarter Sept 30 Quarter Dec 30 Quarter Mar 31

Corps	members	per Capita	Members	Per Capita	members	per Capita	members	per Capita
No 11 Zack C Chandler	39	429	39	429	40	440	40	440
2 Gen. G. A. Custer	14	154	14	154	14	154	14	154
3 Geo. W. Sexton							14	154
4 Farragut	74	814	74	814	74	814	78	882
5 Edward Pomeroy	105	1155	106	1166	102	1122	103	1133
7 Chas. J. Foster	173	1903	172	1892	170	1870	169	1859
8 Gen. O. M. Poe	203	2233	202	2222	203	2233	169	1859
9 Chas. G. Baylitt	101	1111	104	1144	105	1155	93	1023
10 Fairbanks	238	2618	240	2640	249	2739	247	2717
11 William Bell	57	627	56	616	55	605	51	561
13 Geo. W. Haigh	105	1155	105	1155	110	1210	102	1122
14 Wm. A. Hunt	14	154	14	154	12	132	12	132
16 Earl Halbert	35	385	35	385	35	385	27	297
17 X. H. Rutter	27	297	27	297	27	297	21	231
20 C. E. Grisson	34	374	35	385	35	385	35	385
21 ac Estabrook	late 12	792	72	792	76	836	82	902
22 John Gilluly	18	198	18	198	17	187	21	231
23 Wm. Cropp	60	660	60	660	60	660	late 60	660
25 Corbin	22	242	late 22	242	late 27	297		
26 Snackenbush	91	1001	93	1023	98	1078	99	1089
27 Custer	60	660	58	638	60	660	60	660
28 W. H. Burken	41	451	41	451	44	484	43	473
29 A. W. Conner	14	154	14	154	14	154	13	143
31 Butlerworth	43	473	46	506	44	484	48	528
32 A. L. Bryant	53	583	55	605	58	638	50	550
37 C. J. Dickerson	11	121	11	121	11	121	10	110
39 E. B. Metcalf	41	451	43	473	44	484	44	484
41 Champlin	30	330	33	363	35	385	32	352
43 F. A. Buhl	116	1276	117	1287	110	1210	111	1221
49 Joseph Wilson	64	704	64	704	64	704	64	704
54 Scott	29	319	28	308	30	330	29	319
56 Wm. B. Ho	late 61	671	60	660	60	660	60	660
57 Saginaw	88	968	90	990	92	1012	92	1012
59 L. A. Gilbert	85	935	86	946	86	946	87	957
65 Carpenters	50	550	50	550	51	561	56	616
66 Col. Hentton	29	319	late 27	319	27	297	27	297
69 Farguhar	77	847	77	847	80	880	81	891
70 Dresser	10	110	10	110	10	110	8	88
72 Woodbury	46	506	50	550	52	572	51	561
77 Wm. Fairbank	76	836	76	836	76	836	76	836
89 A. Lincoln	30	330	28	308	28	308	28	308
96 E. P. Alexander	76	836	76	836	74	814	76	836
97 U. S. Grant	91	957	62	682	62	682	62	682
100 Fitzgerald	44	484	43	473	41	451	40	440
102 D. Richardson	55	605	late 55	605	late 57	627	late 52	571
103 J. B. McPherson	3	33	3	33	3	33	3	33

Dept page 3

2674 2932

Membership & Per Capita Lay  
 Quarter June 30 Quarter Sept 30 Quarter Dec 31 Quarter Mar 31

no	name	membr	per capita	membr	per capita	membr	per capita	membr	per capita
105	Phil Kearney	52	572	53	583	54	594	56	616
110	Arceutt	109	1199	111	1221	111	1221	121	1331
114	E. W. Prutzman	60	660	60	660	72	792	74	814
121	Geo. H. J. Jones	18	198	17	187	17	187	21	231
131	P. W. C. Bayanau	late 41	421	42	462	46	506	41	451
132	Lim Lewis	59	649	56	616	56	616	59	649
133	L. F. Wallace	23	253	23	253	23	253	23	253
135	J. W. Penoyer	90	990	86	946	81	891	79	869
136	Hollingsworth	39	429	40	440	38	418	38	418
137	W. Parker	32	352	32	352	32	352	31	341
138	213 Richardson	45	495	45	495	43	473	44	484
141	Gen. C. Guffin	8	88	8	88	8	88	8	88
145	D. P. Weston	29	319	29	319	29	319	27	319
152	Lombard	60	660	61	671	60	660	60	660
153	J. J. Bennett	Dept pay 10							
154	Ruddock	late 47	517	46	506	60	660	64	704
156	H. Le Favour	24	264	24	264	24	264	24	264
157	J. Stroughton	50	550	50	550	50	550	51	561
159	Thos. Manning	Dept pay 12							
160	Major Weber	" " 2							
168	H. D. Terry	14	154	13	143	12	132	12	132
167	H. P. Merritt	20	220	20	220	19	209	15	165
171	A. B. Watson	84	924	85	935	89	979	86	946
172	Gen. Lyons	Dept pay 4	44	4	44	4	44	4	44
173	Baxter	18	198	18	198				
175	Edw. S. Post	5	55						
181	W. H. Terry	12	132	12	132	11	121	11	121
183	Wm. Moger	40	440	27	407	31	341	28	308
185	John Keegan	39	429	39	429	37	407	39	429
186	Byron Stradick	8							
188	Ch. Jackson	89	979	90	990	late 80	880	79	869
189	W. G. Eaton	55	605	50	550	46	506	48	528
171	W. P. Sherman	35	385	33	363	34	374	37	407
196	George Martin	Dept pay 1							
197	E. J. Bassett	46	506	44	484	46	506	46	506
201	Ryder	35	385	25	385	34	374	30	330
210	R. P. Carpenter	44	484	43	473	42	462	43	473
211	Cond. Becker	14							
218	Willeh	114	1254	112	1232	112	1232	107	1177
221	Lumill	18	198	17	187	16	176	14	154
224	C. F. Smith	late 10	110	late 10	110				
225	Adm. Harmon	31	341	27	297	27	297	27	297
227	W. P. Everett	42	462	42	462	41	451	41	451
228	Major Lusk	38	418	37	407	37	407	37	407
231	A. C. Van Raalte	64	704	64	704	65	715	66	726
232	C. Colgren	87	957	110	1210	140	1540	138	1518
				171	1821	1643	18073	1927	18997

Charter returned July 7, 1939

Membership and Per Capita Tax

Quarter June 30 Quarter Sept 30 Quarter Dec 30 Quarter March

Corps	members	per capita	members	per capita	members	per capita	members	per capita
No 235 Peter A. Weber	10	110	10	110	10	110	10	110
240 Andrews	81	891	80	880	79	869	81	891
250 Gen. J.C. Smith	28	308	27	319	29	319	32	352
251 H. G. Royce	49	539	52	572	73	803	81	891
254 Kilborn	21	231	21	231	21	231	21	231
256 Jos. R. Smith	151	1661	145	1595	144	1584	143	1573
257 Michigan	110	1210	111	1221	100	1100	100	1100
258 Pleasanton	8	88 late	8	88	8	88	8	88
260 Frank Powell	43	473	43	473	36	396	38	414
267 John A. Logan	27	297	27	297	20	220	17	187
269 A. H. Congdon	55	605	54	594	54	594	45	495
270 Peter Peters	81	891	76	836	79	869	79	869
271 H. T. Chapman	76	836	72	792	81	891	80	880
272 N. J. Wilson	55	605	52	572	52	572	52	572
	132	1452	122	1342	126	1386	127	1397

No of members in quarter ending	March 31, 1939	5368
" " " " " "	June 30 1939	5378
" " " " " "	Sept 30 1939	5369
" " " " " "	Dec 30 1939	5487
" " " " " "	March 31 1940	5473

Per Capita Tax Received	June 30, 1939	55495
" " " " " "	Sept 30 1939	57002
" " " " " "	Dec 30 1939	56969
" " " " " "	March 31 1940	57046

Per Capita Tax paid to Nat ending	March 31, 1939	13490
" " " " " "	June 30 1939	13445
" " " " " "	Sept 30 1939	13422
" " " " " "	Dec 30 1939	13592
" " " " " "	March 31 1940	13682

to 47 Chappelle  
12 James Hobel

Crab. 5/15/39  
" 1/40

Jan

15 165

15

165

15

165

76

836

⌋



Membership and Per Capita Tax June 30, 1940

Large	1st Qu't June 30	2nd Qu't July 30	3rd Qu't Aug 31	4th Qu't Sept 30	1st Qu't Oct 31	2nd Qu't Nov 30	3rd Qu't Dec 31	4th Qu't Jan 31	1st Qu't Feb 28	2nd Qu't Mar 31	3rd Qu't Apr 30	4th Qu't May 31
1	Jack Chandler	42	462	40	440	39	429	37	409	10	10	10
3	Doc A. Siston	14	154	14	154	14	164	7	71	10	10	10
4	Fauquet	77	869	67	737	65	715	65	710	11	11	11
5	Edward Pomeroy	101	1111	100	1100	98	1078	98	1070	11	11	11
6	A. J. Chappelle	15	165	15	165	8	88	8	88	12	12	12
7	Chas. J. Foster	169	1859	169	1859	178	1958	181	1971	13	13	13
8	Wm. D. M. Poe	171	1881	170	1870	167	1837	160	1760	13	13	13
9	Chas. A. Bartlett	87	957	87	957	93	1023	94	1034	13	13	13
10	Fairbanks	257	2761	248	2728	233	2563	224	2464	13	13	13
11	Wm. Bell	52	572	57	561	55	550	50	550	13	13	13
12	Jamies Nabel	80	880	80	880	80	880	80	880	13	13	13
13	L. W. Haughy	107	1177	101	1111	101	1111	101	1111	13	13	13
14	Wm. A. Hunt	12	132	12	132	12	132	12	132	13	13	13
16	Earl Halbut	27	277	31	341	31	341	31	341	13	13	13
17	B. H. Rutter	20	220	20	220	20	220	20	220	14	14	14
20	Chas. E. Thurson	35	385	32	352	32	352	30	330	14	14	14
21	A. C. Fatabrook	86	946	86	946	91	1001	91	1001	14	14	14
22	John Hilluly	23	253	23	253	23	253	25	275	16	16	16
23	Gov. Cragos	66	726	68	748	72	772	75	825	18	18	18
25	Cobin	27	277	27	277	21	231	18	198	18	18	18
26	Quackenbush	102	1122	92	1012	102	1122	103	1133	18	18	18
27	Custer	59	649	61	671	53	583	54	574	18	18	18
28	Wm. H. Borden	43	473	43	473	41	451	41	451	16	16	16
29	W. C. Comber	12	132	12	132	12	132	11	121	18	18	18
31	Butterworth	51	561	50	550	48	528	44	484	18	18	18
32	A. J. Bryant	55	605	52	572	57	627	62	682	18	18	18
37	C. L. Dickerson	10	110	9	99	9	99	8	88	17	17	17
39	F. B. Mitealf	45	495	45	495	39	429	36	376	18	18	18
41	Shamplin	34	374	36	396	34	376	34	374	18	18	18
43	F. A. Bull	109	1199	108	1188	103	1133	106	1166	18	18	18
49	Joseph Wilson	63	693	52	572	52	572	52	572	18	18	18
54	Scott	29	319	29	319	26	286	26	286	18	18	18
56	Ma-Bw-No	57	649	57	649	53	638	60	660	18	18	18
57	Saginaw	85	935	84	924	77	867	82	918	18	18	18
59	Wm. A. Wilbur	87	957	86	946	84	924	85	935	18	18	18
65	Carpenter	60	660	58	638	58	638	58	638	19	19	19
66	Ed. Featon	26	286	26	286	24	264	24	264	20	20	20
69	Ferguson	78	868	70	770	71	781	71	781	21	21	21
70	Dresser	9	99	9	99	10	110	10	110	21	21	21
72	Woodbury	50	550	50	550	44	484	42	462	20	20	20
77	Wm. Sanford	80	880	80	880	78	858	73	803	21	21	21
89	Abraham Lincoln	26	286	27	319	27	319	27	277	20	20	20
96	F. P. Alexander	82	902	82	902	78	858	79	861	20	20	20
97	W. D. Grant	62	682	65	715	61	671	62	682	20	20	20
100	Fitzgerald	39	429	38	418	38	418	38	418	21	21	21
102	A. Richardson	52	572	52	572	43	473	43	473	21	21	21

June 30, 1941

	1st Quant	June 30	2nd Quant	Sept 30	3rd Quant	Dec. 31	4th Quant	Mar 31
103	McPherson	3	33	3	33	3	33	3
106	Phil Kearny	57	627	57	627	57	627	57
110	Smith	122	1342	116	1276	118	1298	114
114	F. M. Prutzmann	75	825	73	803	73	803	73
121	Geo. H. Thomas	29	319	28	308	26	286	24
131	D. M. Herman	46	506	46	506	44	484	44
132	Jim Harris	59	649	57	627	54	594	54
133	H. J. Wallace	24	264	23	253	21	231	24
135	D. V. Penoyer	66	726	60	660	52	572	57
136	E. W. Hallidayworth	38	418	38	418	33	363	34
137	Morgan Parker	31	341	31	341	33	363	33
138	S. B. Richardson	60	660	52	572	57	627	60
141	Geo. C. Griffin	8	88	8	88	8	88	8
145	D. P. Morton	29	319	27	319	27	319	26
152	Lombard	59	649	57	649	59	649	59
153	J. J. Barrett	10	110	10	110	10	110	10
154	Ruddock	67	727	69	759	72	792	75
156	Hope Favour	24	264	24	374	33	363	39
157	D. Stockton	57	561	57	561	52	572	52
159	Thos Manning	12	132	12	132	12	132	6
165	Major W. Webber	2	22	2	22	2	22	2
168	H. J. Terry	11	121	11	121	8	88	8
169	H. P. Merrill	16	176	16	176	21	231	23
171	A. B. Watson	88	968	84	924	84	924	84
172	Geo. Rogers	4	44	4	44	4	44	4
173	Baptist	5	55	5	55	5	55	5
175	Dan E. Roak S.	5	55	5	55	5	55	5
181	W. H. Terry	11	121	11	121	11	121	11
183	Knicker	29	319	26	286	26	276	26
185	John Messersch	38	418	41	451	38	418	38
186	Byron Stoddard	8	88	8	88	8	88	8
188	Al Jackson	77	847	82	902	83	913	91
189	W. G. Eaton	56	616	57	627	60	660	64
191	W. T. Sherman	39	429	42	462	42	462	41
196	Geo. Martin	1	11	1	11	1	11	1
197	C. J. Barrett	46	506	48	528	42	462	42
201	Ryder	30	330	30	330	30	330	30
210	P. P. Carpenter	43	473	43	473	46	506	47
218	Welch	107	1177	107	1177	102	1122	106
221	Swirell	13	143	13	143	15	165	16
224	C. J. Smith	10	110	10	110	10	110	8
225	A. M. Harmon	31	341	31	341	31	341	36
227	W. P. Everett	40	440	41	451	41	451	40
228	Major Ross	36	396	35	385	34	374	33
231	A. Van Ralte	65	715	65	715	62	682	62
232	C. Calgosa	144	1684	143	1673	138	1618	157

	1st Quarter	June 30	2nd Quarter	Sept 30	3rd Quarter	Dec 31	4th Quarter	March 31
235	Peter H. Weber	10	110	10	110	10	110	10
245	Andrew	80	880	78	868	79	867	79
250	Gen. J. C. Smith	32	362	32	362	33	363	33
257	W. H. Royce	80	880	81	891	76	836	78
259	Hilborn	21	231	19	209	19	209	19
266	Jack Smith	142	1662	141	1661	138	1618	130
269	Michigan	99	1089	100	1100	90	990	92
268	Leadton	8	88	7	77	6	66	6
260	Frank Powell	42	462	44	484	44	484	44
267	John A. Hogan	25	275	25	275	20	220	22
269	Ed Conzoldo	47	517	49	539	50	550	50
270	Peter Reese	82	902	83	913	82	902	73
271	W. J. Chapman	99	1089	95	1045	97	1067	97
272	V. J. Olivera	57	627	58	638	46	506	46

Number of members for quarter ending March 31 - 1940

June 30 1940 5478

Sept. 30 1940 5456

Dec 30 1940 5358

March 31 1941 5354

Per Capita tax received

June 30 1940 607.20

Sept. 30 1940 600.16

Dec. 30 1940 589.38

Mar- 31 1941 588.94

Paid Per Capita tax to National

March 31st. 1940 138.1

June 30 1940 136.4

Sept. 30 1940 133.9

Mar. 31. 1941 133.8

Francisco  
Barbieri  
Secretary

Membership and Per Capita Tax

June 30

Corps	Quarter Jan 30		Quarter Sept 30		Quarter Dec 30		Quarter March 30			
	Members	Per Capita	Members	Per Capita	Members	Per Capita	Members	Per Capita		
no 1	Jack Chandler	37	37	4.09	38	4.18	38	4.18	37	4.05
3	Geo. A. Sexton		9	.99	8	.88	8	.88	8	.88
4	Farragut	74	65	8.14	76	8.36	77	8.47	103	11.33
✓ 5	Edward Bomery	99	98	10.89	91	10.01	82	9.02	86	9.46
6	A.F. Chapelle	8	8	.88	8	.88	8	.88	8	.88
7	Chas. J. Foster	184	181	20.24	174	19.14	177	14.97	186	20.46
✓ 8	Gen. C. M. Poe	150	160	16.50	148	16.28	142	15.62	145	15.85
✓ 9	Chas. A. Bartlett	95	94	10.45	98	10.78	101	11.11	78	8.58
✓ 10	Fairbanks	185	224	20.35	185	20.35	184	20.24	196	21.56
11	Wm. Bell	52	50	5.72	52	5.72	41	4.57	49	5.39
✓ 12	James Gobel	95	80	10.45	+185	+11.05	101	11.11	98	10.78
13	Geo. W. Haigh	100	101	11.00	92	10.12	93	10.23	92	10.12
✓ 14	William A. Kent	12	12	1.32	10	1.10	10	1.10	10	1.10
16	Earl Halbert	31	31	3.41	20	2.20	20	2.20	26	2.86
✓ 17	B. H. Rutter	21	20	2.31	25	2.75	42	4.62	44	4.84
20	Chas. E. Trisson	29	30	3.19	29	3.19	31	3.41	32	3.52
21	A. E. Estabrook	89	91	9.79	87	9.57	89	9.68	88	9.57
22	John Lilluly	26	25	2.86	26	2.86	26	2.86	28	3.08
23	Gov. Crapo	54	75	8.47	79	8.69	84	9.24	87	9.57
✓ 25	Corbin	18	18	1.98	20	2.20	32	3.52	28	3.08
✓ 26	Quackebush	103	103	11.33	102	11.22	93	10.23	93	10.23
27	Custer	55	54	6.05	56	6.16	56	6.16	56	6.16
28	Wm. H. Borden	71	71	4.51	41	4.51	39	4.29	37	4.07
29	Macomber	11	11	1.21	11	1.21	11	1.21	11	1.21
31	Butterworth	44	44	4.84	47	5.17	44	4.84	43	4.73
✓ 32	A. L. Bryant	71	62	7.81	71	7.81	74	8.14	75	8.25
37	C. J. Dickerson	8	8	.88	8	.88	8	.88	8	.88
✓ 39	E. B. Mitealf	34	36	3.74	34	3.74	34	3.74	29	3.19
41	Champlain	34	34	3.74	36	3.96	36	3.96	32	3.52
43	F. A. Buhl	106	106	11.66	107	11.77	108	11.88	110	12.10
49	Joseph Wilson	52	52	5.72	51	5.61	35	3.85	35	3.85
54	Scott	25	26	2.75	26	2.86	25	2.75	24	2.64
✓ 56	Wa-Bu-No	59	59	6.60	60	6.60	59	6.49	58	6.38
✓ 57	Saginaw	82	82	9.02	82	9.02	80	8.80	80	8.80
✓ 59	Lynman A. Silbert	85	85	9.35	86	9.46	85	9.35	83	9.13
65	Carpenter	58	58	6.38	58	6.38	57	6.27	52	5.72
66	Col. Fenton	24	24	2.64	24	2.64	26	2.86	26	2.86
69	Farguhar	71	71	7.81	70	7.70	69	7.59	69	7.59
70	Dresser	10	10	1.10	10	1.10	11	1.21	11	1.21
72	Woodbury	42	42	4.62	42	4.62	40	4.40	40	4.40
77	Wm. Sauborn	73	73	8.03	73	8.03	73	8.03	73	8.03
89	A. Lincoln	27	27	2.97	28	3.08	30	3.30	30	3.30
96	E. P. Alexander	79	79	8.69	79	8.69	80	8.80	76	8.36
97	U. S. Grant	61	62	6.71	63	6.93	65	7.15	71	7.81
100	Fitzgerald	39	38	4.29	38	4.18	37	4.07	37	4.07
102	D. Richardson	43	43	4.73	43	4.73	32	3.52	32	3.52

3726

11 to June 30, 1942.

No	Name	Quarter June 30		Quarter Sept 30		Quarter Dec 31		Quarter March 31		
		Members	Per Capita	Members	Per Capita	Members	Per Capita	Members	Per Capita	
103	Mc Pherson		3	33	3	33	3	33	3	33
105	Phil Kearney	64	54	704	63	683	62	682	64	704
110	Crewitt	113	114	1243	114	1254	115	1265	121	1331
114	E. M. Prutzman	74	73	814	75	825	74	814	80	880
121	Geo. H. Thomas	24	24	264	24	264	24	264	27	297
131	P. McKernan	<del>43</del> 43	44	pd 493	43	473	40	440	39	429
132	Jim Lewis	53	54	583	54	594	54	594	53	583
133	H. F. Wallace	26	24	286	25	275	25	275	25	275
135	J. W. Binoyer	50	51	550	46	506	46	506	45	495
136	E. W. Hollingsworth	37	34	407	+ 38 OK + 418		37	407	37	407
137	M. Parker	33	33	363	31	341	31	341	30	330
138	T. B. Richardson	59	60	649	61	671	66	726	71	781
141	J. C. Griffen	8	8	pd 88	1	pd 11	9	98	8	88
145	C. P. Morton	26	26	286	25	275	23	264	24	264
152	Lombard	64	59	704	65	715	79	869	81	891
153	J. F. Barrett	10	10	110	10	110	10	110	10	110
154	Ruddocke	75	75 pd.	825	76	pd 836	70	770	63	693
156	H. LeFavour	40	39	440	40	440	41	451	41	451
157	J. Stockton	52	52 pd.	572	52	572	52	572	50	550
159	Thos. Manning		6	66	6	66	4	44	4	44
165	Major Webber		2	22	2	22	2	22	2	22
168	H. B. Terry	8	8	88	8	88	8	88	8	88
169	H. P. Merrill	23	23	253	23	253	25	275	25	275
171	A. B. Watson	89	84	979	89	979	88	968	84	924
172	Sen. Lyons	4	4	44	4	44	4	44	4	44
173	Baxter	2	5	22	2	22	2	22	2	22
175	Naw. S. Root	5	5	55 pd.	5	55 pd.	5	55	5	55
181	N. H. Ferry	11	11	121	10	110	10	110	10	110
183	W. H. Moser	26	25	286	25	275	25	275	27	297
185	John Megerah	41	38	451	41	451	37	407	36	396
186	Byron Stoddard		8	88	8	88	5	55	5	55
188	A. L. Jackson	91	91	1001	91	1001	92	1012	93	1023
189	W. S. Eaton	64	64	704	62	682	64	704	62	682
191	W. J. Sherman	46	41	506	50	550	50	550	48	528
196	Geo. Martin		1	11	1	11	1	11	1	11
197	C. J. Bassett	38	42	418	38	418	38	418	35	385
201	Ryder	30	30	330	27	297	27	297	27	297
210	R. P. Carpenter	47	47	517	45	495	44	484	45	495
218	Welsh	100	106	1100	98	1078	95	1045	97	1067
221	Gurill	18	16	198	17	187	17	187	19	209
224	C. F. Smith	8	8	88	8	88	1	11	1	11
225	A. M. Harmon	35	36	385	35	385	34	374	34	374
227	W. P. Everett	40	40	440	40	440	41	440	40	440
228	Major Lusk	35	33	385	32	352	32	352	31	341
231	A. C. Van Ralte	60	62	660	59	649	58	638	60	660
232	C. Colgrove	159	159	1749	158	1738	153	1683	155	1705

1832

Membership and Per Capita Tax June 30, 1941

Corps	Quarter June 30		Quarter Sept 30		Quarter Dec 31		Quarter March 31		
	Members	Per Capita	Members	Per Capita	Members	Per Capita	Members	Per Capita	
No. 235 Peter A. Webber	10	1.10	10	1.10	10	1.10	Disbanded Feb 1942		
245 Andrews	79	pd 8.69	79	8.69	79	8.41	79	8.51	
250 Gen. J.C. Smith	34	3.74	37	4.07	37	4.07	38	4.18	
✓ 251 D. G. Royce	97	78	8.47	75	8.25	74	8.14	75	8.28
254 Kilbuck	18	1.98	14	1.54	14	1.54	14	1.54	
✓ 256 Jos. R. Smith	131	130	1.41	129	1.419	129	1.419	123	1.353
✓ 257 Michigan	93	92	10.23	94	10.34	84	11.24	87	9.57
258 Pleasanton	6	pd 66	6	66	6	66	6	66	
260 Frank Powell	44	4.84	44	4.84	38	4.18	40	4.40	
267 John A. Logan	22	2.20	20	2.20	20	2.20	20	2.20	
269 A. A. Congdon	49	5.39	46	5.06	49	5.39	48	5.28	
270 Peter Reeves	75	8.25	75	8.25	77	8.47	83	9.13	
✓ 271 N. T. Chapman	102	97	11.22	104	11.44	95	10.45	95	10.45
272 W. J. Munro	44	46	4.84	44	4.84	46	5.06	48	5.28
No. 62 Jerome Kerns.	Instituted on Feb. 13th 1942.						22	2.42	

Number of Members for Quarter ending Mar. 31-1941 5354  
 Number of members for Quarter ending June 30-1941 5369  
 Number of members for Quarter ending Sept 30-1941 5319  
 Number of members for Quarter ending Dec. 30-1941 5267  
 Number of members for Quarter ending Mar. 31 1942 5328

Per Capita tax rec'd. for Quarter ending June 30-1941 \$590.85  
 Per Capita tax rec'd. for Quarter ending Sept 30-1941 585.09  
 Per Capita tax rec'd. for Quarter ending Dec. 30, 1941 561.99  
 Per Capita tax rec'd. for Quarter ending Mar. 31 1942 543.34

Paid Per Capita tax to National June 30, 1941 \$134.23  
 Paid Per Capita tax to National Sept. 30, 1941 132.98  
 Paid Per Capita tax to National Dec. 31, 1941 131.68  
 Paid Per Capita tax to National Mar. 31, 1942 153.20

to June 30 - 1942.

1942-

membership and Per Capita Tax

no	Corps.	quarter Members	June 30 Tax	quarter Members	Sept 30 Tax	quarter Members	Dec 31 Tax	quarter Members	Mar 31 Tax
1	Jack Chandler	37	4.07	36	3.96	36	3.96	37	4.07
3	Gas. A. Sexton	8	88	8	88	8	88	8	88
4	Farragut	104	11.44	109	11.99	109	11.99	113	12.43
5	Edward Bomeroy	83	9.13	83	9.13	81	8.91	84	9.2
6	A. F. Chapelle	8	88	8	88	8	88	8	88
7	Chas. T. Foster	180	19.80	179	19.69	175	19.25	179	19.69
8	Gen. Q. M. Poe	135	14.85	130	14.30	127	13.97	127	13.97
9	Chas. A. Barlett	79	8.69	85	9.35	91	10.01	91	10.01
10	Fairbanks	211	23.21	217	23.87	213	23.43	209	22.5
11	Wm. Bell	58	6.38	71	7.81	73	8.03	73	8.03
12	James Noble	107	11.77	101	11.11	103	11.33	116	12.76
13	Geo. W. Haigh	87	9.57	76	8.36	78	8.58	81	8.9
14	Wm. A. Kent	10	1.10	10	1.10	9	.99	9	.99
16	Earl Halbert	27	2.97	38	4.18	40	4.40	39	4.29
17	B. H. Rutter	50	5.50	53	5.83	91	10.01	114	12.54
20	Chas. E. Grisson	32	3.52	31	3.41	30	3.30	30	3.30
21	A. E. Estabrook	84	9.24	84	9.24	84	9.24	61	6.71
22	John Hildubly	28	3.08	28	3.08	31	3.41	33	3.63
23	Los Craps	76	8.36	78	8.58	83	9.13	96	10.56
25	Corbin	27	2.97	27	2.97	27	2.97	40	4.40
26	Geisekenbush	93	10.23	93	10.23	93	10.23	93	10.23
27	Custer	42	4.62	42	4.62	42	4.62	43	4.62
28	Wm. Borders	36	3.96	27	2.97	25	2.75	25	2.75
29	Mc Comber	11	1.21	13	1.43	12	1.32	12	1.32
31	Butterworth	43	4.73	42	4.62	43	4.73	43	4.73
32	A. L. Bryant	78	8.58	76	8.36	76	8.36	80	8.8
37	C. J. Dickerson	8	88	8	88	8	88	8	88
39	E. B. Metcalf	30	3.30	29	3.19	28	3.08	31	3.41
41	Champlain	43	4.73	44	4.84	46	5.06	47	5.17
43	F. A. Buhl	114	12.54	114	12.54	118	12.98	121	13.31
49	Joseph Wilson	35	3.85	35	3.85	35	3.85	35	3.85
54	Scott	23	2.53	23	2.53	22	2.42	22	2.42
56	Wa-Ku-No	58	6.38	58	6.38	57	6.27	56	6.16
57	Sagman	83	9.13	76	8.36	72	7.92	72	7.92
59	Supman & Hilbert	79	8.69	82	9.02	82	9.02	85	9.35
62	Hebome Kern	23	2.53	23	2.53	29	3.19	40	4.40
65	Carpenter	53	5.83	52	5.72	52	5.72	57	6.27
66	Col. Tanton	26	2.86	28	3.08	28	3.08	28	3.08
69	Farguhar	70	7.70	70	7.70	70	7.70	69	7.39
70	Dresser	11	1.21	12	1.32	12	1.32	12	1.32
72	Woodbury	41	4.51	42	4.62	41	4.51	41	4.51
77	Wm. Lambert	71	7.81	70	7.70	70	7.70	70	7.70
89	Lincoln	31	3.41	32	3.52	31	3.41	31	3.41
91	Eli. P. Alexander	83	9.13	85	9.35	84	9.24	90	9.9
97	U. S. Grant	77	8.47	79	8.69	83	9.13	87	9.57
100	Fitzgerald	36	3.96	36	3.96	37	4.07	38	4.18
102	D. Richardson	37	4.07	37	4.07	37	4.07	37	4.07



Nov 30 1943 Isabel Thomas, Dept. Secy. Woman's Relief Corps.

103	McPherson	3	.33	3	.33	3	.33	3	.33
105	Phil Kerney	64	7.04	64	7.04	64	7.04	64	7.04
110	Quent	126	13.86	129	14.19	134	14.74	141	15.51
114	E. M. Prutzman	85	8.85	85	8.85	91	10.01	93	10.23
121	Geo. H. Thomas	26	2.86	26	2.86	26	2.86	26	2.86
131	P. M. Kernan	38	3.96	36	3.96	33	3.63	32	3.52
132	Jim Lewis	57	6.27	57	6.27	61	6.71	62	6.82
133	H. F. Wallace	27	3.17	30	3.30	31	3.40	30	3.30
135	J. N. Penoyer	45	4.95	39	4.29	39	4.29	39	4.29
136	E. W. Hollingsworth	98	4.18	38	4.18	34	4.07	39	4.28
137	M. Parkle	31	3.41	31	3.41	31	3.41	29	3.19
138	J. B. Richardson	68	7.48	64	7.34	64	7.04	64	7.04
141	Gen. Griffen	8	.80	7	.77	7	.77	7	.77
145	D. P. Morton	24	2.64	24	2.64	20	2.20	20	2.20
152	Lombard	78	8.85	78	8.85	78	8.85	71	7.81
153	J. G. Barrett	10	1.10	10	1.10	10	1.10	10	1.10
154	Ruddock	58	6.38	58	6.38	64	7.04	69	6.93
156	L. Farrow	31	3.41	33	3.63	33	3.63	37	4.27
157	J. Stockton	50	5.50	50	5.50	50	5.50	50	5.50
159	Thos. Manning	no. Corps.							
165	Major Weber	2	.22	2	.22	2	.22	2	.22
168	H. D. Terry	8	.80	8	.80	8	.80	8	.80
169	H. A. Merritt	28	3.08	33	3.63	33	3.63	32	3.52
171	C. B. Watson	87	9.57	87	9.57	86	9.46	85	9.35
172	Gen. Lyons	4	.44	4	.44	4	.44	4	.44
173	Baxter	2	.22	2	.22	2	.22	2	.22
175	Dan S. Root	5	.55	5	.55	5	.55	5	.55
181	N. H. Ferry	10	1.10	10	1.10	10	1.10	10	1.10
183	Wm. Mayer	28	3.08	28	3.08	27	2.97	27	2.97
185	John Mcgrath	35	3.85	35	3.85	32	3.52	32	3.52
186	Byron Stoddard	no meetings							
188	A. J. Jackson	81	8.91	81	8.91	81	8.91	70	8.90
189	W. J. Eaton	62	6.82	60	6.60	61	6.71	53	5.83
191	W. S. Sherman	53	5.83	51	5.61	49	5.39	48	5.28
196	Geo. Martin	1	.11	1	.11	1	.11	1	.11
197	C. F. Bassett	35	3.85	33	3.63	36	3.96	39	4.29
210	R. P. Carpenter	43	4.73	44	4.84	44	4.84	44	4.84
201	Ryder	27	2.97	31	3.41	33	3.63	33	3.63
218	Waltz	101	11.11	101	11.11	101	11.11	101	11.11
221	Gurhill	18	1.98	18	1.98	18	1.98	21	2.31
224	C. F. Smith	1	.11	1	.11	1	.11	1	.11
225	A. M. Harmon	32	3.52	32	3.52	32	3.52	35	3.85
227	W. P. Everett	40	4.40	40	4.40	37	4.27	37	4.27
228	Major Lusk	34	3.74	35	3.85	36	3.96	35	3.85
231	A. C. Van Ralte	57	6.47	59	6.49	60	6.60	60	6.60
232	C. Colgrove	158	17.38	157	17.27	141	15.51	149	16.39

membership and Per Capita June 30-1942 - June 30 1943

no. 245	Andrews	69	7.59	69	7.59	67	7.37	63	69.3
250	Ken G. Smith	38	4.18	38	4.18	39	4.29	39	4.2
257	W. H. Royce	75	8.25	75	8.25	73	8.03	72	7.1
254	Kilbucke	14	1.54	14	1.54	14	1.54	14	1.6
256	Joseph P. Smith	124	13.64	125	13.75	129	14.19	128	14.2
257	Hilliagan	95	10.45	96	10.56	87	9.57	87	9.6
258	Pleasanton	6	.66	6	.66	6	.66	6	.6
260	Frank Powell	41	4.51	41	4.51	41	4.51	42	4.1
267	John Logan	20	2.20	20	2.20	20	2.20	19	2.0
269	A. D. Condon	48	5.28	58	6.58	63	6.93	66	7.2
270	Peter Reeves	89	9.79	91	10.01	94	10.34	97	10.1
271	D. J. Chapman	105	11.55	110	12.10	108	11.88	98	10.2
272	N. J. Dunn	47	5.17	45	4.95	42	4.62	44	4.8

number of members for quarter ending Mar. 30-42-53.  
 number of members for quarter ending June 30-42-53.  
 number of members for quarter ending Sept. 30-42-53.  
 number of members for quarter ending Mar. 30-43-53.

Per Capita Tax rec'd for quarter ending June 30-42-53.  
 Per Capita Tax rec'd for quarter ending Sept. 30-42-53.  
 Per Capita Tax rec'd for quarter ending Dec. 30-42-53.  
 Per Capita Tax rec'd for quarter ending Mar. 30-43-53.

Paid Per. Capita to national June 30-42-53.  
 Paid Per. Capita to national Sept. 30-42-53.  
 Paid Per. Capita to national Dec. 30-42-53.  
 Paid Per. Capita to national Mar. 30-43-53.

Corp Service Questionnaire	
members Red Cross	472
knitted garment	860
sewed garment	937
surgical Dressing	4798
civilian Defense	410
Homes Red Cross	4531
Purchasing War Stamps	519
Purchasing Bonds	653
Support Red Cross activities	700.00
Contribution Service	51.16

Last two quarters mailed direct to members

## MEMBERSHIP AND PER CAPITA TAX. JUNE 30. 1943. - JUNE 1944.

CORPS.		QUARTER. JUNE 30		QUARTER. SEPT. 30		QUARTER. DEC. 30		QUARTER. MARCH	
		MEMBERS	TAX	MEMBERS	TAX	MEMBERS	TAX	MEMBERS	TAX
1	JACK CHANDLER	37	407	37	407	37	407	37	407
3	JAMES A SEXTON-	8	88	8	88	8	88	8	88
4	FARRA BUT.	117	1287	117	1287	116	1276	109	1199
5	EDWARD POMEROY	86	946	87	957	98	1078	119	1309
6	A.E. CHAPLIE.	8	88	8	88	8	88	8	88
7	CHAS. T FOSTER.	184	2024	185	2035	188	2068	185	2035
8	GEN O.M. POE.	122	1342	122	1342	118	1298	118	1298
9	CHAS. A BARTLETT	85	935	86	946	86	946	84	924
10	FAIRBANKS-	208	2288	208	2288	206	2266	211	2321
11	WM BELL.	73	803	72	792	79	869	93	1023
12	JAMES GOBLE	123	1353	125	1375	117	1287	125	1375
13	GEO. W. HAIGH.	82	902	85	935	87	957	96	1056
14	WM A. KENT	8	88	8	88	5	55	5	55
16	EARL HALBERT.	40	440	42	462	40	440	40	440
17	B-H. RUTTER.	117	1287	123	1353	122	1342	118	1298
20	CHAS. E. GRISSON	30	330	30	330	31	341	33	363
21	A.E. ESTABROOK	61	671	61	671	61	671	62	682
22	JOHN GILLULT.	36	396	35	385	36	396	42	462
23	COL. GRAPO-	95	1045	99	1089	99	1089	92	1012
25	CORBIN.	36	396	36	396	34	374	34	374
26	GOACKENBUSH.	91	1001	81	891	73	803	72	792
27	GUSTER.	43	473	43	473	35	385	36	396
28	WM. BORDEN.	24	264	24	264	21	231	16	176
29	MCCOMBER.	13	143	12	132	12	132	9	99
31	BUTTERWORTH.	48	528	51	561	55	605	67	737
32	A.L. BRYANT.	85	935	92	1012	94	1034	97	1067
37	G.J. BECKERSON.	8	88	8	88	7	77	8	88
39	E.B. METCALF.	32	352	36	396	39	429	42	462
41	CHAMPLAIN.	53	583	53	583	53	583	66	726
43	FA. BUHA.	121	1331	121	1331	120	1320	121	1331
49	JOSEPH WILSON.	34	374	34	374	34	374	34	374
54	SCOTT.	22	242	22	242	21	231	21	231
56	WA-BU-NO.	56	616	55	605	53	583	53	583
57	SAGINAW.	77	847	81	891	78	858	79	869
59	LYMAN A. SILBERT	91	1001	91	1001	91	1001	93	1023
62	JEROME KERN.	39	429	39	429	41	451	51	561
65	CARPENTER.	62	682	62	682	61	671	61	671
66	COL. FENTON.	26	286	26	286	26	286	29	319
69	FARQUHAR.	65	715	65	715	74	814	79	869
70	DRESSER.	12	132	12	132	12	132	11	121
72	WOODBORT.	41	451	40	440	38	418	35	385
77	WM SANBORN.	73	803	72	792	73	803	73	803
83	LINCOLN.	31	341	31	341	31	341	31	341
96	ELI P. ALEXANDER.	94	1034	92	1012	100	1100	100	1100
97	U.S. GRANT	89	979	87	957	93	1023	110	1210
100	FITZGERALD.	36	396	35	385	35	385	38	418

31756.

	QUARTER JUNE 30		QUARTER SEPT 30		QUARTER DEC 30		QUARTER MAR 30	
	MEMBERS	TAX	MEMBERS	TAX	MEMBERS	TAX	MEMBERS	TAX
102 D. RICHARDSON.	37	407	37	407	37	407	37	407
103 McPHERSON	3	33	3	33	3	33	3	33
105 PHIL KEARNEY	52	572	52	572	53	583	68	759
110 ORCUTT	145	1595	140	1540	143	1573	144	1594
114 E.M. PRUTZMAN	91	1001	91	1001	86	946	86	946
121 GEO. H. THOMAS	27	297	28	308	37	407	42	462
131 P. McKERNAN.	34	374	33	363	33	363	38	429
132 TIM. LEWIS.	65	715	65	715	65	715	66	726
133 H.F. WALLACE.	32	352	33	363	32	352	32	352
135 J.N. PENoyer.	37	407	37	407	37	407	23	253
136 E.W. HOLLINGSWORTH.	42	462	43	473	43	473	34	473
137 M. PARKER.	29	319	29	319	29	319	29	319
138 I.B. RICHARDSON.	64	704	64	704	64	704	63	693
141 BEN GRIFFEN	6	66	6	66	6	66	6	66
145 O.P. MORTON.	31	341	30	330	32	352	32	352
152 LOMBARD.	71	781	70	770	70	770	69	759
153 J.T. BARRETT	10	110	10	110	10	110	10	110
154 RODDOCK.	61	671	61	671	61	671	61	671
156 LAFAVOUR.	42	462	44	484	45	495	47	517
157 J. STOCKTON.	51	561	51	561	51	561	57	627
165 MAJOR. WEBBER.	2	22	2	22	2	22	2	22
168 H.D. TERRT.	8	88	8	88	8	88	7	77
169 H.P. MERRILL.	39	429	43	473	43	473	43	473
171 A.B. WATSON.	87	957	87	957	88	968	85	935
172 BEN. TONS	4	44	4	44	4	44	4	44
173 BAXTER.	2	22	2	22	out	out	out	out
175 DAN S. ROOT	5	55	5	55	5	55	5	44
181 N. H. FERRY.	10	110	10	110	10	110	10	110
183 WM. MOTER.	29	308	27	297	29	319	26	286
185 JOHN MEEGERAH	33	363	32	352	32	352	35	385
186 BYRON STODDARD.	out	out	out	out	out	out	out	out
188 A.L. JACKSON.	80	880	73	803	73	803	75	825
189 W. G. EATON.	55	605	60	660	56	616	58	638
191 W. T. SHERMAN.	50	550	49	539	54	594	57	627
196 GEO. MARTIN.	1	11	1	11	1	11	1	11
197 G. J. BASSETT.	39	429	38	418	38	418	39	429
201 RIDER.	43	473	44	484	45	495	45	495
210 R.P. CARPENTER.	44	484	46	506	45	495	45	495
218 WELCH.	103	1133	102	1122	102	1122	109	1199
221 TERRILL.	23	253	23	253	23	253	23	253
224 G. F. SMITH.	1	11	1	11	1	11	1	11
225 A.M. HARMON.	36	396	36	396	35	385	35	385
227 W.P. EVERETT.	39	429	38	418	36	396	36	396
228 MAJOR LUSK.	39	407	37	407	36	396	36	396
231 A.C. VAN RAALTE.	59	649	57	627	57	627	57	627
232 C. COLEBROVE.	146	1606	146	1606	147	1617	148	1628

20857

MEMBERSHIP AND PER CAPITA TAX JUNE 1943. JUNE 1944

	QUARTER, JUNE 30		QUARTER, SEPT 30		QUARTER, DEC. 30		QUARTER, MARCH	
	MEMBERS	TAX	MEMBERS	TAX	MEMBERS	TAX	MEMBERS	TAX
245 ANDREWS.	59	649.	59	64	58	638	57.	629.
250 GEN. I.C. SMITH.	38	420	38	41	36	396	36	396
251 D.B. ROYCE.	72	792	71	78	67	737.	68	748
254 MIL BOURN.	14	154	14	15	14	154	14	154
256 JOSEPH R. SMITH.	128	1408	128	140	139	1529.	129	1419
257 MICHIGAN.	91	1001	92	102	91	1001	92	1012
258 PLEASANTON.	5	55	5	55	5	55	5	55
260 FRANK POWELL.	41	451	38	418	38	418	36	396
267 JOHN A. LOGAN.	19	209.	19	209.	19	209	15	165
269 A.D. CONDON.	64	704	60	660	58	638	61	671
270. PETER REEVES.	105	1155	110	1210	116	1276	121	1331
271 D.T. CHAPMAN.	97	1067.	86	946	89	999	89	999.
272 M.J. DUNN.	48	528	46	506	48	528	49	539
2 WM FORWARD.			INSTITUTED FEB-4-1944-				58	638
273. John Boltz.			ARRIVED 1944-					
15 MARTIN J. WARNER.			MAY.					

NUMBER OF MEMBERS FOR QUARTER ENDING

MARCH 31-43-	5552
JUNE 30 43-	5605
SEPT 30 43-	5620
DEC. 31 43.	5649.
MAR- 31 44	5814.

PER CAPITA TAX RECD FOR QUARTER ENDING-

JUNE 30-43-	61655
SEPT. 30-43-	61831
DEC- 31-43-	62139
MAR. 31-44-	63954

PAID PER CAPITA TAX TO NATIONAL-

JUNE, 30	43-	\$1,401.14
SEPT. 30	43-	\$1,412.20
DEC. 31	43-	\$1,691.47
MAR. 31	44	\$1,744.22

- CORPS. SERVICE QUESTIONNAIRES- 26,140
- NO RED CROSS HOURS- 1,958
- NO KNITTED GARMENTS- 327.
- NO SEWED . . . . . 1,192.9
- NO SURGICAL DRESSINGS 707
- AUXILIARY DEFENSE. 217.
- NO HOURS OF RED CROSS MEMBERS- 1206
- NO PURCHASING WAR STAMPS- 1,555
- NO CORPS . . . . . BONDS 76

781 8593 767 8437

Membership and Per Capita Tax for 1944 - 1945

Car No.		Quarter Member	June 30 Tax	Quarter Member	Sept 30 Tax	Quarter Member	Dec 30 Tax	Quarter Member	March Tax
1	Jack Chandler	41	4.51	41	4.51	41	4.51	43	4.73
3	James L. Sexton								
4	Farragut	110	12.10	111	12.21	131	14.41	137	15.07
5	Edward Pomroy	122	13.53	122	13.42	125	13.75	181	14.41
6	A.E. Chapelle								
7	Chas. J. Hoster	182	20.02	182	20.02	183	20.13	182	20.01
8	Gen. O.M. Poe	123	13.53	119	13.09	125	13.75	126	13.81
9	Chas. A. Bartlett	85	9.35	85	9.35	91	10.01	96	10.00
10	Hairbarth	208	22.58	207	22.77	203	22.33	202	22.33
11	W.M. Bell	96	10.56	97	10.87	104	11.44	104	11.45
12	James Noble	134	14.74	135	14.85	127	13.64	124	13.66
13	Geo. W. Haigh	93	10.23	90	9.90	99	10.59	101	11.11
14	Wm. A. Kent	2	.22	2	.22	2	.22	2	.22
16	Carl. Halbert	39	4.29	38	4.18	38	4.18	36	3.96
17	P.H. Putter	118	12.98	118	12.98	109	11.99	106	11.66
20	Chas. C. Harrison	34	3.74	34	3.74	34	3.74	36	3.96
21	A.E. Estabrook	63	6.93	63	6.93	69	7.59	69	7.59
22	John Sullaby	47	5.17	46	5.06	50	5.50	52	5.76
23	Hon. Crofts	92	10.12	92	10.12	88	9.68	87	9.57
25	Corbin	34	3.74	34	3.74	35	3.85	35	3.85
26	Quackenbush	71	7.81	70	7.70	70	7.70	70	7.70
27	Custer	35	3.85	37	3.94	37	4.07	40	4.39
28	W.M. Borden	15	1.65	15	1.65	16	1.76	16	1.76
29	Ms. Comber	12	1.32	12	1.32	12	1.32	12	1.32
31	Mullerworth	75	8.25	76	8.36	77	8.47	79	8.62
32	A.L. Bryant	102	11.22	103	11.33	104	11.44	105	11.55
37	C. J. Nicholson	8	.88	8	.88	8	.88	7	.77
39	E. B. Mitcalf	49	5.39	48	5.28	48	5.28	51	5.61
41	Champlain	77	8.47	77	8.47	83	9.13	104	11.45
43	H.A. Buehl	128	14.19	132	15.23	147	16.17	145	15.85
49	Joseph Wilson	34	3.74	33	3.63	33	3.63	33	3.63
54	Scott	26	2.86	25	2.75	26	2.86	25	2.75
56	Wa-Bau-Id	65	7.15	65	7.15	65	6.95	60	6.60
57	Sapinar	78	8.58	77	8.69	79	8.69	80	8.70
59	Sydney A. Hilbit	94	10.34	94	10.34	94	10.34	93	10.27
62	Jerome Kern	49	5.39	50	5.50	46	5.06	50	5.50
65	Carpenter	61	6.71	61	6.71	62	6.82	64	7.00
66	Col. Henton	39	3.63	35	3.85	35	3.85	35	3.85
69	Fargusbar	85	9.35	85	9.35	97	10.67	114	12.41
70	Alverson			12	1.32				
72	Woodbury	29	3.19	29	3.19	32	3.52	30	3.30
77	Wm. Saurborn	73	8.03	73	8.03	73	8.03	73	8.03
81	Lincoln	33	3.63	34	3.74	32	3.52	32	3.52
76	Al. D. Alexander	101	11.11	97	10.67	99	10.59	99	10.59
97	A.D. Grant	139	14.18	134	17.74	140	15.40	145	15.85
100	Hitzgerald	37	4.07	37	4.07	36	3.96	42	4.70

Quarter Members	June 30 Member	June 30 Tax	Sept 30 Member	Sept 30 Tax	Dec 30 Member	Dec 30 Tax	March 30 Member	March 30 Tax
D. Richardson	37	4.07	37	4.07				
Mr. Pherson	3 members holding charter							
Phil Kearney	84	9.24	84	9.24	120	1320	119	1309
Orcutt	146	16.06	147	16.17	147	16.17	151	16.61
C. M. Prutzman	88	9.68	87	9.57	85	9.55	85	9.35
Geo. H. Thomas	43	4.73	37	4.07	37	4.07	35	3.85
P. Mc Kernay	40	4.40	40	4.40	37	4.07	34	3.74
Jim Lewis	68	7.48	67	7.37	67	7.37	72	7.92
H. F. Wallace	33	3.63	33	3.63	31	3.41	31	3.41
J. N. Penoyer	23	2.53	23	2.53	23	2.53	18	1.98
C. W. Hollingworth	45	4.95	40	4.50	39	4.29	40	4.40
M. Parker	29	3.19	29	3.19	29	3.19	29	3.19
D. A. Richardson	63	6.93	63	6.93	65	7.15	66	7.26
Gen. Griffen	6	.66	6	.66	6	.66	6	.66
D. P. Morton	35	3.85	38	4.18	42	4.62	42	4.62
Lombard	67	7.37	67	7.37	73	8.05	68	7.45
J. L. Barrett	out							
Riddock	54	5.94	54	6.06	57	6.27	57	6.27
Tafarow	46	5.06	46	5.06	46	5.06	46	5.06
L. Stockton	57	6.27	57	6.27	57	6.27	55	6.05
Major Webber								
H. W. Terry	7	.77	7	.77	7	.77	7	.77
H. P. Merrill	41	4.51	39	4.29	38	4.18	36	3.96
A. B. Watson	84	9.24	84	9.24	82	9.02	82	9.02
Gen. Lyons	4 members holding charter							
Baxter	out							
Alan S. Root	5 members holding charter							
N. H. Terry	11	1.21	11	1.21	11	1.21	11	1.21
W. M. Moyer	26	2.86	26	2.86	26	2.86	26	2.86
John Meighan	35	3.85	35	3.85	33	3.63	33	3.63
A. L. Jackson	75	8.47	77	8.74	77	8.74	77	8.74
W. C. Eaton	61	6.71	64	7.04	65	7.26	57	6.27
W. J. Sherman	67	7.37	63	6.93	66	7.26	65	7.15
Geo. Marlin								
C. J. Bassett	39	4.29	39	4.29	41	4.51	41	4.51
Ryder	40	4.40	40	4.40	40	4.40	40	4.40
R. P. Carpenter	50	5.50	50	5.50	50	5.50	51	5.61
Welch	114	12.54	116	12.76	118	12.98	117	12.65
Turrill	25	2.75	25	2.75	26	2.86	27	2.97
C. H. Smith	36	3.96	36	3.96	36	3.96	36	3.96
A. M. Harmon	36	3.96	37	4.07	38	4.18	45	4.95
W. P. Cretts	36	3.96	35	3.85	30	3.30	31	3.41
Major Lusk	36	3.96	35	3.85	37	4.07	37	4.07
Ed. Van Rastle	56	6.16	57	6.27	57	6.27	57	6.27
C. Colgrove	148	16.28	145	15.95	145	15.95	158	17.38
Andrews	53	5.83	53	5.83	50	5.50	51	5.61
Gen. J. C. Smith	36	3.96	36	3.96	35	3.85	37	4.07

Coys		June 30 Quarter Member	June 30 Jdy	Sept 30 Quarter Member	Sept 30 Tax	Dec 30 Quarter Member	Dec 30 Tax	March 30 Quarter Member	Tot
251	W.C. Boyce	67	7.37	67	7.37	63	6.93	64	70
254	Kilbourn	14	1.54	14	1.54	14	1.54	14	14
256	Joseph R. Smith	130	14.30	130	14.30	130	14.30	125	137
257	Michigan	95	10.45	96	10.56	95	10.45	97	106
258	Pleasanton	5	.55	5	.55	5	.55	6	31
260	Frank Powell	35	3.85	46	5.06	44	4.84	44	48
267	John A. Logan	15	1.65	15	1.65	15	1.65	20	30
269	A. H. Condon	60	6.60	60	6.60	64	7.04	67	73
270	Peter Reeves	117	12.87	120	13.20	121	12.31	125	137
271	D. J. Chapman	94	10.34	90	9.90	86	9.46	82	91
272	N. J. Munn	46	5.06	42	4.62	42	4.62	43	47
2	W. M. Howard	60	6.60					71	71
273	John Volty	34	3.74	34	3.74	34	3.74	34	34
15	Martin L. Warner	34	9.24					15	15
15	Geo. L. Morgan								
15	" " "								

Instituted March 26-1945

Number of Members for	Quarter ending	Total
" " " "	June 30-44	5915
" " " "	Sept 30-44	5916
" " " "	Dec 31-44	5990
" " " "	March 31-45	6056

Per Capita Tax	Recd for Quarter ending	Total
" " " "	June 30-44	643.88
" " " "	Sept 30-44	736.20
" " " "	Dec 31-44	886.20
" " " "	March 31-45	666.10

Paid Per Capita Tax to	National	Total
" " " "	June 30-44	177.45
" " " "	Sept 30-44	177.45
" " " "	Dec 31-44	178.40
" " " "	March 31-1945	181.68

Coys Service Questionnaire	Total
no Red Cross Hours	36.840
no Sewed Garments	1.405
no Surgical Dressings	12.530
no Purchasing War Stamps	14.07
no Purchasing War Bonds	2670
no	



Memberships and Per Capita Tax, June 1945 to June 1946.

no.	Corp Name	Quarter June 30 Members	June 30 Tax	Quarter Sept 30 Members	Sept 30 Tax	Quarter Dec Members	Dec Tax	Quarter Mar 46 Members	Mar 46 Tax
1	Jack Chandelar	41	4.51	40	4.40	40	4.40	34	3.74
2	Wm. Forward	68	7.48	64	6.71	61	6.11	79	8.69
3	James A Sexton			out					
4	Harragut	114	12.64	102	11.22	102	11.22	60	7.10
5	Edward Romero	136	14.96	137	15.07	140	15.40	139	15.29
6	A. F. Chappells	3 dissolved		3 yrs. ago.		out			
7	Chas. P. Foster	189	20.79	191	21.01	177	19.47	178	19.68
8	B. M. Poe	127	19.77	128	14.08	128	14.08	128	14.08
9	Chas. A. Bartlett	95	10.45	82	9.02	85	9.35	88	9.13
10	Fairbanks	207	22.77	207	22.77	179	21.89	211	23.21
11	Wm. Bell	104	11.44	103	11.33	106	11.66	105	11.55
12	James Scoble	119	13.09	124	13.64	128	13.88	126	13.86
13	Geo. W. Hough	102	11.22	102	11.22	98	10.78	92	10.12
14	Wm. Kent	2	.22	2	.22	2	.22	2	.22
15	Martin J. Warner			out					
16	Earl H. Alberto	36	3.96	34	3.74	32	3.52	29	3.19
17	B. H. Rutter	91	10.01	88	9.68	90	9.90	89	9.79
18	Geo. L. Morgan	57	5.61	67	7.37	77	8.47	86	9.46
19	Chas. G. Emerson	36	3.96	37	4.07	35	3.85	35	3.85
20	A. B. Costabrook	56	6.16	56	6.16	57	6.27	57	6.27
21	John Dillieby	56	6.16	55	6.05	61	6.71	60	7.10
22	Geo. Gray	88	9.68	92	10.12	89	9.79	85	9.13
23	Forbin	48	5.28	53	5.83	51	5.61	50	5.50
24	Quackenbush	72	7.92	73	8.03	73	8.03	73	8.03
25	Buster	41	4.51	41	4.51	40	4.40	40	4.40
26	Wm. H. Borden	16	1.76			16	1.76	out	
27	McComber	12	1.32	12	1.32	12	1.32	12	1.32
28	Butterworth	97	9.57	87	9.57	91	10.01	90	9.90
29	Allison L. Bryant	111	12.21	113	12.43	116	12.76	114	12.54
30	E. J. Dickerson	6	.66	6	.66	6	.66	6	.66
31	E. B. Metcalf	54	5.94	71	7.81	70	7.70	67	7.37
32	Champlin	119	11.38	103	11.83	133	14.63	137	15.27
33	F. A. Buhl	140	15.95	145	15.95	144	15.84	141	15.51
34	Joe. Wilson	38	4.18	40	4.40	40	4.40	40	4.40
35	Scott	25	2.75	27	2.97	28	3.08	28	3.08
36	Wa Bu w	61	6.71	62	6.82	63	6.93	64	7.04
37	Saginaw	92	10.12	91	10.01	94	10.34	96	10.56
38	Luzana A. Gilbert	97	10.67	99	10.89	91	10.01	92	10.12
39	Jerome Kern	61	6.71	64	7.04	65	7.15	67	7.27
40	Carpenter	68	7.48	62	7.04	69	7.59	68	7.48
41	Ed. Fenton	36	3.96	38	4.18	42	4.62	42	4.62
42	Fargulvar	12	1.32	12	1.32	12	1.32	12	1.32
43	Dressel	11	1.21						
44	Woodbery	26	2.86	28	3.08	29	3.19	27	2.97
45	Wm. Sanborn	76	8.36	76	8.36	76	8.36	85	9.35
46	A. Lincoln	31	3.41	34	3.74	33	3.63	31	3.41

		Quarter June 30		Quarter Sept 30		Quarter Dec 31		March	
		Members	Pay	Members	Pay	Members	Pay	Members	Pay
96	Eli P. Alexander	104	11.44	107	11.71	111	12.21	116	12.76
97	W. S. Grant	153	16.83	155	17.05	153	16.83	141	15.31
100	Fitzguald	45	4.95	40	4.95	52	6.72	60	6.60
102	Dick Richardson	29	3.19	29	3.19	29	3.19	24	2.64
108	McPherson	3 members holding charter.							
106	Phil Kearney	138	15.18	138	15.18	140	15.40	141	15.51
110	Orcutt	151	16.61	151	16.61	146	16.06	146	16.06
114	E. M. Pritzman	86	9.46	85	9.35	76	8.36	76	8.36
121	Rev. H. Thomas	29	3.19	39	3.63	30	3.30	22	2.42
131	Phil McKernan	34	3.74	32	3.52	32	3.52	32	3.52
132	Tim Lewis	71	7.92	73	8.03	71	7.81	73	8.03
133	H. F. Wallace	33	3.63	31	3.41	29	3.19	21	2.31
135	Penoyer	18	1.98	19	2.07	19	2.09	18	1.98
136	E. W. Hollingsworth	60	6.60	61	6.71	57	6.27	58	6.38
137	Morgan Parker	29	3.19	29	3.19	28	3.08	28	3.08
138	J. B. Richardson	66	7.26	65	7.15	57	6.27	56	6.16
141	Gen. Griffin	6	.66	6	.66	6	.66	6	.66
145	B. P. Mottson	40	4.40	42	4.62	41	4.51	46	5.06
152	Lombard	72	7.92	61	6.71	69	7.59	64	7.04
154	Ruddock	52	5.72	52	5.72	54	6.08	59	6.49
156	Le Favour	50	5.50	49	5.39	49	5.39	49	5.39
157	John Stockton	55	6.05	55	6.05	55	6.05	52	5.72
165	Major Webber	Two members holding charter							
168	H. D. Terry	7	.77	7	.77	7	.77	7	.77
169	H. P. Merrill	34	3.74	35	3.85	35	3.85	35	3.85
171	A. B. Watson	82	9.02	81	8.91	81	8.91	82	9.02
172	Gen Lyons	Four members holding charter							
175	Dan S. Root	5	.55	5	.55	5	.55	5	.55
181	N. H. Ferry	10	1.10	10	1.10	10	1.10	11	1.21
183	Wm Meyer	24	2.64	24	2.64	24	2.64	24	2.64
185	John Messerak	33	3.63	33	3.63	33	3.63	33	3.63
186	Syren Stoddard	out.							
188	A. L. Jackson	60	6.60	60	6.60	60	6.60	60	6.60
189	W. H. Egton	68	6.93	60	6.60	65	7.15	69	7.59
191	W. F. Sherman	67	7.37	63	6.99	62	6.82	61	6.71
197	B. J. Bassett	41	4.51	40	4.40	36	3.96	36	3.96
201	Ryder	40	4.40	40	4.40	40	4.40	39	4.29
210	R. P. Carpenter	52	5.72	52	5.72	50	5.50	66	7.26
218	Wells	113	12.43	112	12.32	108	11.88	109	11.99
221	Turrill	26	2.96	25	2.75	24	2.64	24	2.64
224	G. F. Smith	no report.							
225	A. M. Harmon	35	3.85	35	3.85	out			
227	W. P. Grewitt	56	6.16	56	6.16	60	6.60	67	7.37
229	Major Lusk	29	3.19	31	3.41	31	3.41	31	3.41
231	A. C. Van Raalte	51	5.61	51	5.61	48	5.28	47	5.17
232	Edgrove	160	17.60	160	17.60	167	18.37	168	18.48

	Quarter June 80	Quarter Sept 80	Quarter Dec	
	Members	Members	Members	Gay
245 Andrews	50	50	50	52- 5.72
250 Gen. D. C. Smith	31	31	31	31 2.41
251 D. S. Royce	64	61	63	61 6.71
257 Kilborn	14	14	13	13 1.48
256 Joseph R. Smith	124	124	123	122 18.42
257 Michigan	100	101	89	89 9.79
258 Pleaston	5	5	5	5 5.5
260 Frank Powell	56	56	57	58 6.27
267 John a Logan	20	19	19	19 2.09
269 A. D. Gougden	67	68	66	68 7.48
270 Peter Reeves	132	128	130	130 14.80
271 D. T. Chapman	84	77	79	78 8.58
272 N. J. Dunn	44	46	47	48 5.28
278 John Boltz	54	54	55	55 6.05
10 John L. Chase				42 4.62

No. of members for quarter ending June 80-45	6227
" " " " " " " " Sept 80-45	6248
" " " " " " " " Dec 81-45	6286
" " " " " " " " March 81-46	6247
Per capita Tax Received for quarter ending June 80-45	624.97
" " " " " " " " Sept 80-45	686.78
" " " " " " " " Dec 81-45	663.85
" " " " " " " " Mar. 81-46	687.17
Paid Per capita Tax to National June -45	186.81
" " " " " " " " Sept 30-45	187.29
" " " " " " " " Dec -45	188.58
" " " " " " " " Mar. 46	187.41

Boy Service Questionnaire

Membership & Per Capita Tax Jan - June 46 To June 47 -

Corps		June 80 members	July Tax	Sept 30 members	Oct Tax	Dec 30 members	Jan Tax	Mar 30 members	July Tax
1	Jack Chandlee	34	3.74	33	3.63	34	3.74	33	3.63
2	Wm. Farward	81	8.91	81	8.91	90	9.90	96	10.56
4	Jaragut	67	7.37	53	2.83	55	6.02	54	5.94
5	Edward Pomeroy	143	15.73	146	16.06	146	16.06	142	15.62
7	Chas. J. Foster	181	19.91	182	20.02	182	20.35	178	19.5
8	W.M. Poe	127	13.97	127	13.97	128	14.08	124	13.64
9	Chas Bartlett	84	9.24	84	9.24	74	8.14	74	8.84
10	Fairbanks	203	22.53	191	21.01	176	19.36	174	19.14
11	Wm. Bell	103	11.33	102	11.33	81	8.91	78	8.91
12	James Sobel	120	13.20	119	13.09	116	13.20	116	13.20
13	Geo Haigh	93	10.25	93	10.23	88	9.68	78	8.58
14	Wm Stent	2	2.2	2	2.2	2	2.2	2	2.2
15	Geo Chase	50	5.50	54	5.94	56	6.16	59	6.49
16	Earl Halbert	25	2.75	24	2.64	23	2.53	24	2.64
17	B.M. Rutter	87	9.57	88	9.68	87	9.57	82	9.27
18	George Morgan	88	9.68	719	13.09	123	13.53	116	12.79
20	Chas Ericson	35	3.85	36	3.96	43	4.73	43	4.73
21	A.C. Eastabrook	57	6.27	57	6.27	57	6.27	66	6.71
22	Jahn Billuly	70	7.70	70	7.70	82	7.92	76	8.47
23	Low Crapo	83	9.13	83	9.13	81	9.02	79	8.69
25	Carbin	50	5.50	47	5.17	49	5.39	46	5.06
26	Quakenbush	72	8.03	72	7.93	73	7.92	73	8.03
27	Custer	40	4.56	39	4.42	39	4.49	37	4.07
29	McComber	12	1.32	12	1.32	12	1.32	12	1.32
31	Butterworth	89	9.79	90	9.90	91	10.01	93	10.23
32	Allison Bryant	117	12.87	117	13.2	112	12.62	119	13.09
37	C.J. Dickerson	7	7.7	7	7.7	7	7.7	7	7.7
39	G.B. Metcalf	73	8.03	73	8.03	70	7.70	57	6.27
41	Champlin	143	15.73	141	15.41	132	14.72	172	18.72
43	F.A. Buhl	136	14.96	136	14.96	138	15.18	138	14.85
49	Joe Wilson	37	4.09	37	4.09	38	4.18	38	4.18
54	Scott	28	3.08	28	3.08	27	2.97	27	2.97
56	Wa. B. No	66	7.26	65	6.93	63	6.93	63	6.93
57	Saginaw	97	10.67	96	10.26	97	10.63	96	10.26
59	Lyman Gilbert	92	10.12	92	10.12	74	8.14	74	8.14
62	Jerome Kern	58	6.38	62	6.82	62	6.93	54	5.74
65	Carpenter	67	7.37	67	7.37	64	7.04	63	6.93
66	Cal Fenton	42	4.62	40	4.40	40	4.40	40	4.40
69	Farquair	97	10.67	97	10.67	97	10.67	97	10.67
72	Woodbury	29	3.19	27	2.97	26	2.86	28	3.08
77	Wm. Sanburn	84	9.32	84	9.24	84	9.24	84	9.24
89	A. Faircalm	31	3.41	30	3.30	30	3.19	30	3.30
96	Ed. Alexander	118	12.98	117	12.87	116	12.87	116	12.70
97	U.S. Grant	151	16.61	162	18.82	167	18.37	182	20.35
100	Fritzgerald	60	6.60	65	7.15	67	7.37	66	7.26

Carpenter	June 30		Sept 30		Dec 31		Mar 30	
	Members	Pers Capts Tax	Members	Tax	Members	Tax	Members	Tax
102 Dick Richardson	27	3.19	26	2.86	24	2.64	24	2.64
105 Phil Kearney	141	15.57	130	14.30	126	13.86	120	13.20
110 Orcutt	151	16.61	150	16.20	148	16.28	143	15.73
114 E.M. Prutzman	73	8.16	72	8.52	73	8.03	73	8.03
121 Geo. H. Thomas	33	3.63	32	3.35	33	3.63	31	3.41
131 Phil McHernan	32	3.52	33	3.63	38	4.18	38	4.18
132 Jim Lewis	71	7.81	72	7.92	73	7.93	74	8.14
133 H.F. Wallace	27	2.97	27	2.79	25	2.75	25	2.72
135 Penoyer	19	1.98	17	1.87	19	2.09	19	2.09
136 E.W. Hallingsworth	58	6.38	57	6.27	51	5.61	51	5.61
137 Morgan Parker	30	3.30	30	3.30	29	3.19	30	3.30
138 J.B. Richardson	56	6.16	55	6.05	52	6.32	52	6.02
141 Glen Griffin	6	6.6	5	5.2	4	4.4	4	4.4
143 G.P. Marton	46	5.06	46	5.06	41	4.51	40	4.40
152 Lombard	67	7.37	60	6.60	67	7.37	68	7.48
154 Ruddock	59	6.49	59	6.49	59	6.49	49	5.39
156 Leafwar	49	5.39	42	4.92	45	4.95	42	4.95
157 John Stocton	57	5.61	57	5.61	57	5.61	48	5.28
168 H.D. Jerry	7	7.7	6	6.6	5	5.5	5	5.5
169 H.P. Merrill	33	3.63	33	3.63	32	3.52	32	3.52
171 A.B. Watson	82	9.02	82	9.02	82	9.32	87	9.57
175 Dan Root	5	5.5	5	5.5	no reports			
181 M.H. Ferry	11	12.1	11	12.1	11	12.1	11	1.10
183 Wm. Mayer	20	2.20	20	2.20	20	2.20	20	2.20
182 John Mezerak	33	3.63	32	3.52	32	3.52	30	3.30
186 Byron Stoddard	out		out		out			
188 A.L. Jackson	60	6.60	61	6.71	61	6.71	61	6.71
189 W.B. Eaton	76	8.36	80	8.80	82	9.02	82	9.02
191 W.J. Sherman	73	8.03	71	7.81	71	7.81	80	8.81
197 C.J. Bassett	32	3.52	32	3.52	32	3.60	36	3.96
201 Ryder	37	4.29	39	4.29	36	3.96	36	3.96
210 R.P. Carpenter	63	7.04	63	6.93	62	6.93	66	7.26
218 Welsh	96	10.56	96	10.56	96	10.56	96	10.56
221 Turrill	36	3.96	38	4.18	40	4.40	42	4.62
224 C.F. Smith	no reports				out			
227 W.P. Everett	68	7.48	68	7.48	69	7.59	70	7.70
228 Major Lusk	92	3.52	30	3.30	29	3.30	29	3.19
231 A.C. Van Raalte	47	5.17	46	5.06	46	5.06	46	5.06
232 E. Calgrove	166	18.26	166	18.26	172	18.92	200	22.00
242 Andrews	59	6.49	62	6.82	62	6.82	63	6.93
250 Ben Smith	33	3.63	30	3.30	30	3.30	31	3.41
251 W.B. Royce	58	6.38	72	7.92	70	7.70	69	7.59
254 Hilborn	13	1.43	12	1.32	12	1.32	12	1.32
256 Jas. R. Smith	127	13.42	124	13.64	118	12.98	113	12.43
257 Michigan	90	9.90	90	10.08	88	9.68	88	9.68
258 Pleasanton	no report				out			

Carps		Members	Per Capta Tax							
260	Frank Powell	57	6.27	57	6.27	59	6.49	60	6.60	
267	Jahn L. Logan	18	1.98	18	1.98	18	1.98	18	1.98	
269	A.W. Congdon	63	7.37	63	6.93	63	6.93	63	6.93	
270	Peter Reeses	132	14.74	134	14.74	134	14.74	120	13.30	
271	D.J. Chapman	77	8.91	81	8.91	81	8.91	83	9.13	
272	M.J. Dunn	46	5.06	46	5.06	46	5.06	44	4.84	
273	Jahn Baltz	55	6.05	55	6.05	55	6.05	55	6.05	
G.H. Warren		organized this yr. with 21 charter members		22	2.70	22	2.70	22	2.70	

Number of Members for Quarter ending June 30 1946

1	"	"	"	"	"	"	Sept 30 1946	6293
"	"	"	"	"	"	"	Dec 30 1946	6348
"	"	"	"	"	"	"	Mar 30 1947	6320

Per Capita Tax rec. for Quarter ending June 30 1946 \$642.29

"	"	"	"	"	"	"	Sept 30	44	617.38
"	"	"	"	"	"	"	Dec 30	46	624.93
"	"	"	"	"	"	"	Mar. 30	47	695.20

Per Capita tax Paid National for Quarter ending June 30 46. \$188.79

"	"	"	"	"	"	"	Sept 30 1946	190.44
"	"	"	"	"	"	"	Dec 30 1946	189.72
"	"	"	"	"	"	"	Mar 30 1947	189.60

Membership and Per Capita Tap for June 1947 to June 1948

Days		Quarter June 30, 1947		Sept. 30 - 1947		Dec. 31 - 1947		March 31 1948	
		Members	Per Capita	Members	Per Capita	Members	Per Capita	Members	Per Capita
1	Jack Chandler	33	363	33	363	33	363	33	363
2	wm. Farward	100	1100	99	1089	98	1078	98	1078
4	Fanagut	54		54	594	54	594	54	594
5	Edward Pomey	139	1529	138	1518	134	1474	134	1474
6	L. L. Warren	25		37	407	37		38	440
7	Chas. Foster	177	1947	177	1947	176	1936	177	1947
8	O. M. Poe	126	1396	122	1342	118	1298	118	1298
9	Chas. Bartlett	78	858	78	858	73	803	73	803
10	Fairbanker	174	1914	167	1827	157	1727	150	1630
11	wm. Bell	77	858	76	847	75	836	74	815
12	James Goebel	116	1271	116	1276	125	1375	136	1476
13	Geo. Haigh	80	880	80	880	81	891	82	902
14	wm. Kent	2	22	2	22	2	22	2	22
15	John H. Chare	61	671	64	715	63	693	60	671
16	Earl Halbert	24	264	24	264	23	253	25	275
17	O. H. Rutter	86	946	85	935	83	913	81	891
18	Geo. L. Morgan	122	1342	125	1375	128	1408	127	1391
20	Chas. E. Gibson	44	484	44	484	44	484	44	484
21	A. C. Estabrook	65	715	68	748	68	748	71	781
22	John Hilluly	70	770	81	891	83	924	84	894
23	Gov. Crepot	83	913	84	924	83	924	83	903
25	Carpin	46	506	46	506	46	506	39	493
26	Quackenbush	74	814	71	814	62	781	71	770
27	Carter	38	418	38	418	36	396	36	385
29	M. Cumber	12		13	143	12	124	12	124
31	Butterworth	89	979	89	979	94	1034	94	1034
32	Allison Bryant	118	1298	118	1298	124	1364	120	1280
37	C. J. Dickerson	7	77	7	77	7	77	7	77
39	E. B. Metcalf	55	605	57	627	60	660	50	550
41	Champlin	176	1936	178	1958	165	1815	165	1815
43	F. A. Buhl	128	1408	126	1386	126	1386	127	1397
49	Jos. Wilson	48	473	49	539	49	539	50	500
54	Scott	27	297	27	297	26	286	27	303
56	Wa. Du-no	66	726	66	726	66	726	67	737
57	Seginaw	94	1034	93	1023	93	1023	89	955
59	Lyman Gilbert	74	814	75	825	75	825	75	825
62	Jerome Kern	56	616	60	660	62	682	76	826
65	Carpenter	62	682	62	682	62	682	61	671
66	Col. Fenton	43	462	43	462	43	462	45	495
69	Farguar	86	946	85	935	78	858	81	891
72	Woodbury	27	297	27	297	26	286	24	264
77	wm. Santarn	80	891	81	869	76	836	75	825
89	A. Lincoln	30	330	30	330	30	330	32	352
96	Eli. P. Alexander	111	1221	109	1199	110	1210	103	1133
97	A. S. Grant	188	2079	189	2079	201	2211	190	2090

	June 30 Member	1947 Per Capita	Sept. 30 Member	1947 Per Capita	Dec. 31 Member	1947 Per Capita	March 31 Per Capita	1947 Per Cap.	
100	Fitzgerald	81	913	84	924	84	924	83	9.35
102	Dick Richardson	24	264	23	253	23	253	21	2.81
106	Phil Kearney	118	1298	118	1298	92	1298	89	
110	Orceutt	136	1496	135	1485	132	1432	132	14.52
114	E. M. Putzman	69	759	70	770	70	770	73	8.03
121	Geo. Thomas	31	341	33	363	32	352	33	3.52
131	Phil Mc Kernan	38	418	38	418	42	462	39	4.29
132	Tim Lewis	74	814	72	814	68	748	69	7.59
133	H. F. Wallace	25	275	27	297	30	330	30	3.30
135	J. N. Penoyer	25		18	198	18	176	16	1.76
136	E. W. Hollingsworth	51	561	51	561	50	550	50	5.50
137	Morgan Parker	30	330	30	330	30	330	30	3.30
✓ 138	J. B. Richardson	58	638	58	638	56	616	56	6.16
141	Gen. Griffin	4	44	4	44	4	44	4	.44
145	C. P. Norton	39	439	40	440	36	396	35	4.18
152	Lombard	66	748	66	726	66	715	77	8.34
✓ 154	Ruddock	49	539	52	552	52	572	61	6.82
156	<del>LeTavon</del>								
157	John Stockton	46	528	47	517	47	517	45	5.17
168	H. D. Terry	5	55	5	55	3	33	3	.33
169	H. P. Merrill	31	341	32	352	32	353	32	3.52
171	Amasa B. Watson	88	968	84	924	84	924	78	8.58
175	Dan Root	5							
181	N. H. Ferry	11	121	11	121	11	121	11	1.21
183	Wm. Mayer	20	220	19	209	19	209	18	1.98
186	John Magesh	30	330	29	330	29	319	28	3.08
✓ 188	A. L. Jacobson	69	759	68	748	65	715	57	6.27
189	W. H. Eaton	84	924	84	924	83	913	84	9.24
191	W. T. Sherman	72	792	71	781	72	803	74	8.14
192	C. J. Bassett	38	418	39	429	38	418	38	4.18
201	Ryder	36	396	36	396	36	396	36	3.96
210	R. P. Carpenter	65	726	70	770	66	770	67	7.26
218	welsh	98	1078	97	1067	96	1056	99	10.89
221	Turrill	46	506	50	550	53	583	51	5.61
222	W. P. Everett	69	759	68	748	72	792	73	8.03
228	Major Lusk	28	308	28	308	24	264	38	4.64
231	C. C. Van Raalte	46	506	46	506	50	550	52	5.72
232	C. Colgrove	194	2134	189	2079	191	2101	186	20.46
245	Andrew	62	682	63	693	63	693	62	6.82

Disbanded in 1944

no report Disbanded June 30 - 1945



	June 30 1947	Sept. 30 1947	Dec. 31 1947	March 31 1948
	Members	Per Capita	Members	Per Capita
250 Ben. A. Smith	31	341	31	341
251 E. D. Royce	73	803	78	869
252 Wilbarn	12	132	12	132
256 Jas. R. Smith	112	1232	112	1232
257 Michigan	89	979	93	1023
260 Floyd Powell	63	671	61	671
261 John Logan	18	198	18	198
269 R. D. Congdon	64	704	63	693
270 Peter Reever	123	1363	119	1309
271 R. I. Chapman	80	880	84	924
272 M. J. Dunn	43	473	43	473
273 John Boltz	64	704	64	561
	6336	\$69696	6319	\$69509
			6234	68750
				6246
				68606

Should be a difference of 12

Number of members for quarter ending	June 30 - 1947	6336
" " " " " "	Sept. 30 " " "	6319
" " " " " "	Dec. 30 " " "	6234
" " " " " "	March 30 1948	6246

Loss for the year - 90

Amount of Per Capita Tax received for	June 30 - 1947	\$69696
" " " " " "	Sept. " " "	\$69509
" " " " " "	Dec. 30 " " "	68750
" " " " " "	March 30 1948	68606

Amount of Per Capita Tax sent	Dec. 30 1947	\$19008
" " " " " "	Sept 30 " " "	\$18957
" " " " " "	Dec. 30 1947	18750
" " " " " "	March 30 1948	18738

Minnie Van Tassel, Sec.

Membership and Receipts Tax, June 1948 to June 1949

	June 30 1948	Sept. 30 1948	Dec. 31 1948	March 31 1949
	Members Rec. Capita	Members Rec. Capita	Members Rec. Capita	Members Rec. Capita
1 Zach Chandler	33 363	33 363	34 374	34 374
2 Wm. Forward	83 913	83 913	83 913	83 968
4 Farragut	59 649	60 649	54 594	54 594
5 Edward Comroy	151 1661	149 1639	144 1584	140 1540
7 Chas. T. Foster	177 1947	175 1925	173 1913	174 1914
8 Gen. O. M. Poe	119 1319	122 1342	124 1364	124 1364
9 Chas. Bartlett	74 814	73 803	71 781	73 803
10 Fairbanks	149 1639	147 1617	135 1485	134 1474
11 Wm. Bell	75 814	75 825	75 825	78 825
12 James Goebel	140 1540	143 1573	143 1573	143 1543
13 Geo. Haigh	85 935	82 902	81 891	79 869
14 Wm. Kent	2 22	2 22	2 22	2 22
15 John H. Chase	63 693	63 693	66 726	66 666
16 Earl Helbert	25 275	25 275	27 297	26 286
17 B. H. Rutter	78 858	78 825	72 792	68 748
18 Geo. L. Morgan	119 1309	119 1309	123 1353	125 1375
20 Chas. E. Grison	43 473	43 473	43 473	44 484
21 A. C. Earlebrook	71 781	71 781	74 814	70 770
22 John Hillaly	80 880	86 946	90 990	99 1089
23 Gov. Crapo	72 792	71 781	70 770	72 792
25 Carbin	39 429	39 429	39 429	36 396
26 Hachenbush	70 770	70 770	70 770	74 814
27 Curter	37 407	36 396	36 396	36 396
31 Ruterworth	93 1023	93 1023	97 1067	101 1111
32 Allison Bryant	115 1265	116 1276	117 1287	114 1254
37 C. F. Dieckson	8 88	8 88	8 88	7 77
39 E. B. Metcalf	43 473	43 473	42 462	42 462
41 Champlin	164 1804	167 1837	167 1837	148 1628
43 T. G. Buhl	127 1397	127 1397	123 1353	112 1232
49 Joseph Wilson	53 583	55 605	52 572	52 572
54 S. C. Att	32 352	35 385	35 385	32 352
56 We-Qu-Do	65 715	61 671	64 704	63 693
57 Seginay	85 935	84 924	84 924	73 814
59 Lyman Gilbert	69 759	69 759	71 781	68 748
62 Thome Kern	78 858	78 858	79 869	81 891
65 Carpenter	62 682	58 638	54 594	54 594
66 Cole Fenton	49 539	51 561	54 594	54 594
69 Targu har	83 913	84 924	81 891	89 979
72 Woodbury	24 264	24 264	21 231	20 220
77 Wm. Sanborn	7 847	76 836	75 825	63 693
89 A. Lincoln	32 352	33 363	33 363	34 374
96 Eli P. Alexander	105 1155	105 1155	101 1111	101 1111
97 W. S. Mient	187 2057	180 1980	180 1980	185 2035
100 Fitzgerald	78 858	79 869	75 825	76 836
102 Rich. Richardson	20 220	19 209	19 209	19 209

Indented Jan. 1949

	June 30	1948	Sept. 30	1948	Dec. 31	1948	March 31	1948
	Members	Per Capita	Members	Per Capita	Members	Per Capita	Members	Per Capita
105 Phil Kearney	82	979	82	982	68	748	69	759
110 Orcutt	131	1441	123	1383	124	1364	117	1287
114 E. M. Sutzman	76	836	78	828	74	814	64	784
121 Geo. Thomas	33	363	37	407	37	407	39	429
131 Phil M. Kernan	39	429	39	429	39	429	39	429
132 Tim Lewis	74	814	74	748	74	814	74	814
133 H. F. Wallace	30	330	30	330	30	330	29	319
135 L. N. Penayer	16		16	332	16	176	18	198
136 E. W. Hollingsworth	51	561	51	561	48	528	46	506
137 Morgan Parber	29	319	29	319	29	319	29	319
138 J. B. Richardson	56	616	56	616	52	582	50	550
142 Gen. Griffith	4	44	3	33	3	33	2	22
145 Q. P. Morton	39	429	40	440	37	407	37	407
149 Larnbard	82	902	87	957	86	936	86	913
154 Ruddleck	66	759	66	759	66	759	67	759
157 John Stockton	45	485	44	484	45	485	44	484
168 H. D. Terry	3	33	3	33	3	33	3	33
169 H. P. Merrill	31	341	30	330	31	341	32	386
170 U. S. Watson <i>walk this</i>	78	858	77	847	80	880	78	858
181 N. H. Perry	11	121	11	121	12	132	12	132
183 Wm. Mayer	18	198	14	154	12	132	12	132
185 Jim Mcganech	28	308	28	308	27	297	27	297
188 A. L. Jackson	57	627	57	627	48	528	54	549
189 W. H. Eaton	80	880	74	814	74	814	74	814
191 W. T. Sherman	73	803	73	803	68	748	68	748
197 C. J. Bassett	39	429	37	407	43	478	44	454
201 Ryder	36	396	35	385	36	396	36	386
210 R. P. Carpenter	66	737	66	726	66	726	65	726
218 Welsh	99	1089	100	1100	102	1122	102	1122
221 Turill	51	561	51	561	50	550	50	550
222 Wm. P. Everett	82	902	85	170	87	936	96	1045
228 Major Lusk	38	418	38	418	38	418	40	440
231 A. C. Van Raelte	51	561	51	561	51	561	51	561
232 C. C. Colgrove	177	1947	176	1936	176	1936	179	1969
245 Andrews	61	671	62	682	62	682	61	671
250 Gen. J. Smith	30	330	30	330	29	319	29	319
257 H. D. Rayce	76	836	76	836	72	792	73	803
254 Kilbuck	11	121	11	121	11	121	11	121
256 Jas. R. Smith	111	1221	111	1221	109	1199	98	1078
257 Michigan	90	990	90	990	81	891	80	880
260 Frank Powell	67	737	67	737	65	715	65	726
270 B. K. Warren <i>walk this</i>	40	440	40	440	41	451	41	

	June 30 members	1948 Per Cap	Sept. 30 members	1948 Per Capita	Dec. 30 members	1948 Per Capita	March 31 members	1949 Per Cap.
267 John A. Logan	18	198	18	198	18	198	18	198
269 A. D. Congdon	69	759	65	715	65	715	64	704
270 Peter Receiver	96	1056	87	957	83	913	79	869
271 D. T. Chapman	89	979	89	979	75	825	85	935
272 W. J. Hurm	44	484	44	484	42	462	43	473
273 John Boltz	63	693	63	693	68	748	78	792
		<u>68640</u>		<u>68200</u>		<u>67056</u>		<u>66233</u>
	6240	18720	6200	18200	6096	18288	6024	18069

number of members for quarter ending June 30 - 1948 6240  
 " " " " " " " " Sept. 30 - 1948 6200  
 " " " " " " " " Dec. 30 - 1948 6096  
 " " " " " " " " March 30 - 1949 6024

Loss for the year 217

Amount of Per Capita Tap received for quarter ending June 30 - 1948 \$68640  
 " " " " " " " " " " Sept. 30 - 1948 68200  
 " " " " " " " " " " Dec. 30 - 1948 67056  
 " " " " " " " " " " March 31 1949 66233

Amount of Per Capita Tap sent Nat. Treas June 30 - 1948 \$18720  
 " " " " " " " " " " Sept. 30 - " 18200  
 " " " " " " " " " " Dec. 30 - " 18288  
 " " " " " " " " " " March. " - 1949 18069

number initiated from March 31 - 1948  
 To March 31 - 1949 427

number lost by death 127

number suspended for non-payment of dues 452

number of members March 31 - 1949 6024

Minnie Dentugh, Secretary

membership + Per Capita Tax, June 30 - 1949

1 Zach Chandler

Membership and Per Capita to June 30-1949 - June 30-1950

Coop No.	Location	June 30-1949 Members	Per Capita	June 30-1950 Members	Per Capita	June 30-1949 Per Capita	June 30-1950 Per Capita	Members	Per Capita
1	Z. Chandler	33	363	31	341	29	319	29	319
2	Wm Howard	70	770	71	781	61	671	61	671
4	Harragut	61	671	64	704	65	715	63	693
5	E. Pomeroy	140	1540	137	1509	130	1430	132	1452
7	Chas F. Foster	178	1958	177	1947	164	1804	151	1661
8	D.M. Poe	119	1309	114	1264	118	1298	116	1276
9	Chas Bartlett	77	847	81	891	73	803	73	803
10	Fairbanks	134	1474	117	1287	111	1221	110	1210
11	Wm Bell	79	869	76	836	76	836	79	869
12	Jas. Koebel	137	1507	141	1551	145	1595	155	1705
13	Geo. Haigh	74	814	74	814	74	814	66	726
14	Wm Kent	2	22	2	22	2	22	2	22
15	John H. Chase	68	726	64	704	67	737	64	704
16	Carl Halbart	29	319	30	330	30	330	30	330
17	B. H. Rutter	72	792	72	792	73	803	72	792
18	Geo. L. Morgan	125	1375	121	1331	124	1364	125	1375
20	Chas. E. Johnson	47	517	45	495	42	462	42	462
21	A. C. Estabrook	70	770	69	759	73	803	64	704
22	John Gilleuly	99	1089	103	1133	103	1133	98	1078
23	Law. Crapo	73	803	74	814	74	814	71	781
25	Colbarn	36	396	37	407	37	407	37	407
26	Dueckenbush	78	858	79	869	83	913	83	913
27	Custer	38	385	38	418	39	429	39	429
31	Bitterworth	102	1122	99	1089	101	1111	101	1111
32	A. Bryant	77	837	118	1288	122	1342	123	1353
37	E. J. Dickerson	7	77	7	77	7	77	7	77
39	Ed. Metcalf	42	462	42	462	32	352	34	374
41	Champlin	151	1661	149	1639	150	1650	150	1650
43	F. A. Buhl	113	1243	113	1243	106	1186	109	1199
49	Jas. Wilson	58	638	61	671	63	693	61	671
54	Scott	32	352	38	418	33	363	33	363
56	Wa. Ba. no	62	692	62	682	58	638	58	638
57	Saginaw	70	770	67	737	67	737	66	726
59	L. A. Gilbert	68	748	68	748	68	748	63	693
62	J. Kern	83	913	82	902	83	913	89	979
65	Carpenter	53	583	50	550	48	528	43	473
66	Col. Heutsen	57	627	57	627	54	594	53	583
69	Hargrave	58	649	58	638	54	609	54	594
72	Woodbury	22	242	22	242	16	176	15	165
77	Wm. Saubaru	63	693	63	693	63	693	60	660
89	A. Lincoln	34	374	34	374	34	374	34	374
96	Ch. P. Alexander	97	1067	97	1067	96	1056	96	1056
97	U. S. Grant	175	1925	176	1936	178	1958	152	1672
100	Fitzgerald	78	858	77	847	73	803	72	792
105	Phil Keerny	67	737	61	737	62	682	64	704



	6-30-49 members	Per Capita Tax	Sept 30- members	Per Capita	Dec 31- members	Tax	3-30-50 Members	Per Capita
# 72 M. J. Dunn	45	495	44	494	44	484	44	484
# 73 John Baetz	51	627	57	627	59	649	68	748
	6030	\$6330	5969	\$656.59	5889	\$647.79	5800	\$638.00
		\$180.90		\$179.07		\$176.67		\$174.00

number of members June 30 - 1949 ---- 6030  
 " " " " Sept 30 - 1949 ---- 5969  
 " " " " Dec 31 - 1949 ---- 5889  
 " " " " Mar. 30 - 1950 ---- 5800

Per Capita tax rec'd June 30 - 1949 ----- \$663.30  
 " " " " " " " " Sept 30 - 1949 ----- 656.59  
 " " " " " " " " Dec 31 - 1949 ----- 647.79  
 " " " " " " " " Mar. 30 - 1950 ----- 638.00

Per Capita tax paid to National Treasurer June 30-49 ---- \$180.90  
 " " " " " " " " Sept 30-49 ---- 179.07  
 " " " " " " " " Dec 31-49 ---- 176.67  
 " " " " " " " " Mar 30-50 ---- 174.00

Number of members March 31<sup>st</sup> 1950 ----- 5800

# 135 J. N. Penney  
 Discharge d. May 4<sup>th</sup> 1950

Ella S. Gordon,  
 Secretary.



Membership and Per Capita tax June 30<sup>th</sup> 1950 June 30<sup>th</sup> 1951

Corps No.	Location	June 30 <sup>th</sup> 1950 Members Per Capita	Sept. Members, Per Capita	Dec. Members Per Capita	March Members Per Capita	June 30 <sup>th</sup> 1951 Members Per Capita
1	J. Chandler	29 319	29 319	29 319	29 319	34 374
2	Wm. Forward	54 674	54 594	54 594	61 675	61 675
4	Farragut	65 715	65 715	66 726	65 605	65 605
5	E. Pomeroy	131 1441	130 1430	128 1408	127 1397	127 1397
7	Chas. T. Foster	149 1639	147 1617	146 1606	145 1595	145 1595
8	E. M. Poe	113 1243	109 1199	109 1199	103 1133	103 1133
9	Chas. Bartlett	73 803	73 803	71 781	69 759	69 759
10	Fairbanks	108 1188	106 1166	97 1067	95 1045	95 1045
11	Wm. Bell	77 847	77 847	77 847	77 847	77 847
12	James Goebels	153 1683	156 1716	145 1595	136 1496	136 1496
13	Geo. W. Haigh	68 748	68 748	68 748	67 737	67 737
14	Wm. Kent	2 24	2 22	2 22	2 22	2 22
15	John. H. Chase	64 704	64 704	55 605	55 605	55 605
16	Earl Hallbit	34 374	34 374	38 418	37 407	37 407
17	B. H. Rutter	72 792	72 792	72 792	71 781	71 781
18	Geo. L. Morgan	117 1287	122 1342	121 1331	131 1441	131 1441
20	Chas. E. Grisson	41 451	37 407	33 363	20 240	20 240
21	A. C. Estebrook	64 704	65 715	65 715	65 715	65 715
22	John Gilluly	94 1034	96 1056	90 990	90 990	90 990
23	Gov. Crapo	73 803	72 792	70 770	72 792	72 792
25	Carlin	37 407	37 407	37 407	36 396	36 396
26	Quackenbush	84 924	86 946	85 935	85 935	85 935
27	Custer	40 440	36 396	36 396	37 407	37 407
31	Butterworth	101 1111	101 1111	100 1100	100 1100	100 1100
32	Allison Bryant	124 1364	126 1386	123 1353	124 1364	124 1364
37	C. J. Dickinson	7 77	7 77	6 66	6 66	6 66
39	E. B. Metcalf	No Reports	No Reports	No Reports	Disbanded	21
41	Champlin	147 1617	140 1540	134 1474	130 1430	130 1430
43	F. A. Buhl	109 1199	108 1188	104 1144	101 1110	101 1110
49	Joseph Wilson	59 649	59 649	59 649	61 671	61 671
54	Scott	32 352	31 341	31 341	31 341	31 341
56	WA-BV-No	58 638	58 638	60 660	60 660	60 660
57	Saginaw	66 726	57 627	57 627	56 616	56 616
59	Lyman Gilbe	60 660	64 704	64 704	64 704	64 704
62	Jerome Kern	87 957	87 957	82 902	79 869	79 869
65	Carpenter	44 484	44 484	46 506	48 528	48 528
66	Col. Fenton	54 594	54 594	53 583	48 528	48 528
69	Farguhar	52 572	53 583	52 572	48 528	48 528
72	Woodbury	15 165	15 165	15 165	No Reports	15
77	Wm. Sanborn	59 649	58 638	58 638	56 616	56 616
89	A. Finck	34 374	34 374	33 363	34 374	34 374
96	Eli P. Alexander	94 1034	93 1023	79 869	78 858	78 858
97	U. S. Grant	150 1650	160 1760	162 1782	169 1859	169 1859
100	Fitzgerald	76 836	74 814	69 759	69 759	69 759
105	Phil Kearney	65 715	65 715	65 715	65 715	65 715

No.	Names	6-30-50 Members	Per Capita Tax	9-30-50 Members	Per Capita	12-30 1950	Per Capita	March Members	Per Capita
110	Orcutt	104	11.44	106	11.66	109	11.99	112	12.32
114	E. M. Prutzman	57	6.27	58	6.38	53	6.83	50	6.50
121	Geo. Thomas	44	4.84	45	4.95	44	4.84	46	5.06
131	Phil McKernan	33	3.63	34	3.74	32	3.52	32	3.52
132	Jim Lewis	65	7.15	64	7.04	61	6.71	55	6.05
133	H. J. Wallace	31	3.41	31	3.41	31	3.41	30	3.30
136	E. W. Hollingsworth	39	4.29	39	4.29	39	4.29	39	4.29
137	Morgan Parker	28	3.08	27	2.97	27	2.97	27	2.97
138	J. B. Richardson	46	5.06	46	5.06	46	5.06	45	4.95
141	Gen. Griffin	2	.22	2	.22	2	.22	2	.22
145	S. P. Marton	43	4.73	42	4.62	43	4.73	42	4.62
152	Lombard	92	10.12	78	8.58	79	8.69	83	9.13
154	Ruddock	42	4.62	42	4.62	44	4.84	43	4.73
157	John Stockton	45	4.95	45	4.95	45	4.95	45	4.95
168	H. D. Jerry	3	.33	3	.33	3	.33	2	.22
169	H. P. Merrill	44	4.84	44	4.84	42	4.62	42	4.62
170	G. K. Warren	32	3.52	32	3.52	32	3.52	32	3.52
171	A. B. Watson	67	7.37	67	7.37	65	7.15	62	6.82
181	N. H. Ferry	12	1.32	12	1.32	12	1.32	12	1.32
183	Wm. Mayer	No Reports		No Reports		no Reports		No Reports	
185	John Megerah	27	2.97	27	2.97	27	2.97	26	2.86
188	A. L. Jackson	53	5.83	54	5.94	56	6.16	55	6.05
189	W. Q. Eaton	84	9.24	85	9.35	83	9.13	84	9.24
191	W. J. Sherman	51	5.61	50	5.50	40	4.40	39	4.29
197	C. J. Bassett	44	4.84	45	4.95	39	4.29	39	4.29
201	Ryder	34	3.74	34	3.74	34	3.74	33	3.63
210	R. P. Carpenter	52	5.72	50	5.50	50	5.50	52	5.72
218	Walsh	100	11.00	69	7.59	69	7.59	68	7.48
221	Turrill	68	7.48	64	7.04	64	7.04	64	7.04
227	Wm. P. Everett	110	12.10	109	11.99	109	11.99	112	12.32
228	Major Lusk	43	4.73	43	4.73	42	4.62	41	4.51
231	A. C. Van Rualte	47	5.17	47	5.17	46	5.06	46	5.06
232	C. Colgrove	167	18.37	160	17.60	161	17.71	161	17.71
245	Andrews	62	6.82	60	6.60	60	6.60	59	6.49
250	Gen. J. Smith	26	2.86	25	2.75	24	2.64	25	2.75
251	G. D. Royce	69	7.59	68	7.48	69	7.59	73	8.02
254	Kilborn	11	1.10	10	1.10	10	1.10	10	1.10
256	Jos. R. Smith	87	9.57	85	9.35	85	9.35	75	8.25
257	Michigan	77	8.47	76	8.36	69	7.59	70	7.70
260	Frank Powell	56	6.16	52	5.72	52	5.72	49	5.39
267	John Logan	23	2.53	23	2.53	23	2.53	23	2.53
269	A. D. Congdon	58	6.38	57	6.27	46	5.06	45	4.95
270	Peter Reeves	76	8.36	76	8.36	76	8.36	75	8.25
271	D. J. Chapman	93	10.23	91	10.01	93	10.23	88	9.68
272	N. J. Dunn	43	4.73	43	4.73	45	4.95	46	5.06
273	John Balty	68	7.48	70	7.70	74	8.14	54	5.94

274. Thee Zealand

37

Number of members.	June 30 - 1950	5727
" " "	Sept. 30 - 1950	5621
" " "	Dec. 31 - 1950	5500
" " "	Mar. 31 - 1951	5430

Per Capita Tax recd.	June 30 - 1950	\$ 629.97
" " "	Sept. 30 1950	618.31
" " "	Dec. 31 1950	605.00
" " "	Mar. 31 1951	597.30

Per Capita Tax pd to National Treasurer

June. 30 - - 1950 -	\$ 171.81
Sept. 30 - - 1950 -	168.63
Dec. 31 - - 1950 -	165.00
Mar. 31 - - 1951 -	162.90

number of members - March, 31<sup>st</sup> 1951 - 5430

#39 E. B. Metcalf  
Disbanded - Dec. 1<sup>st</sup> 1950.

Betty V. Campbell  
Secretary -



Number of members June 30 - 1951 - 5394  
 " " " Sept. 30 - 1951 5351  
 " " " Dec. 30 - 1951 5277  
 " " " March 30 - 1952 5186

Per Capita Tap received by State Treasurer June 30 - 1951 - March 30 - 1952

June 30 - 1951 \$ 593.34  
 Sept. " - 1951 588.61  
 Dec. " - 1951 580.47  
 March " - 1952 570.46

Per Capita Tap paid National Treasurer - June 30 - 1951 - March 30 - 1952

June 30 - 1951 \$ 161.52  
 Sept. 30 - 1951 162.53  
 Dec. 30 - 1951 158.31

March amount to be paid because of Semi-Annual reports this will be paid with June 30 - 1952 \$ 158.55

Loss in membership from March 30 - 1951 - to March 30 - 1952

June 30 - 1951 Lost 36  
 Sept. " - " " 43  
 Dec. " - " " 74  
 March " - 1952 " 91  
 244

Total membership March 31 - 1952 - 5186

Number of Corps disbanded June 30 - 1951 March 30 - 1952 5

Membership and Per Capita Tax - June 1951 to June 1952

	June 30 1951	Sept. 30 1951	Dec. 30 1951	March 30 1952
	member	Per Capita	member	Per Capita
114 E. M. Snytzman	49	539	47	517
121 Geo. Thomas	44		48	528
131 Phil McPherson	32	332	Disbanded march - 1952	
132 Jim Lewis	54	594	52	572
133 H. F. Wallace	31	341	31	341
136 E. W. Hollingsworth	44	494	47	517
137 Morgan Barber	25		24	275
138 J. B. Richardson	50	539	50	550
141 Gen. Griffen	2	22	2	22
143 O. E. Martin	42	472	39	429
152 Lombard	73	803	74	814
154 Riddock	43	473	33	363
157 John Stockton	45	495	46	506
165 H. W. Terry	2	22	2	22
169 H. P. Merrill	42	462	42	462
170 G. H. Warren	32	352	19	209
171 Amasa B. Watson	63	693	62	671
181 M. H. Ferry	12	132	12	132
183 John Megarick	26	286	32	352
185 A. L. Jackson	56	605	53	583
189 W. G. Eaton	83	913	78	858
191 W. T. Sherman	51		32	352
197 C. J. Barrett	39	429	38	429
201 Ryder	33	363	32	352
210 R. P. Carpenter	50	550	48	528
218 Welsh	67	737	65	737
221 Turrill	64	704	64	704
227 Wm. P. Everett	114	1254	116	1276
228 Major Lusk	41	451	40	451
231 C. C. Van Ralte	46	506	44	484
232 C. Colgrave	162	1782	153	1705
245 Andrews	59	649	59	649
250 Gen. J. Smith	25	275	25	275
254 G. R. Royce	73	803	71	781
254 Hilbarn	10	110	10	110
256 Jas. R. Smith	73	814	73	803
257 Michigan	69	769	70	770
260 Frank Powell	57	627	57	627
267 John A. Logan	23	253	23	253
269 R. D. Congdon	45	495	45	495
270 Peter Reeves	62	692	67	737
271 D. I. Chapman	82	902	81	891
272 M. J. Dunn	46	506	41	462
273 John Bolts	58	638	61	671
274 Theo. Penland	34	374	34	374

They say they are disbanding

disbanded

Number members	June 30 - 1952	--	5177
" "	Sept. 30 - 1952	--	5029
" "	Dec. 31 - 1952	--	5020
" "	Mar. 31 - 1953	--	4986

Per Capita tax	June - 30 - 1952	-	\$ 569.47
" "	Sept - 30 - 1952	-	\$ 587.35
" "	Dec. - 31 - 1952	-	\$ 544.50
" "	Mar. 31 - 1952	-	<del>539.00</del> 539.00

Per capita tax paid to National Treasurer	=	June - 30 - 1952	=	\$ 310.89
" " " "	=	Sept - 30 - 1952	=	\$ 251.45
" " " "	=	Dec. - 31 - 1952	=	\$ 251.00
" " " "	=	March - 31 - 1953	=	249.30

Number of members March 31, 1953 - 4986.  
 " " " " lost for year - 200


Laura B. Gullera  
 Secretary.

## Memberships and Per Capita tax - June 1952 to June 1953

Order No.	June 30 1952		Sept. 30 1952		Dec. 30 1952		March 30		
	members	Per Capita	members	Per Capita	members	Per Capita	members	Per Capita	
✓ 1	Zach Chandler	28	3.08	25	2.75	24	2.64	26	2.86
- 2	Wm Forward	56	6.16	57	6.27	55	6.05	53	5.83
- 4	Farragut	52	5.72	53	5.83	53	5.83	54	5.94
✓ 5	Edward Pomeroy	105	11.55	106	11.66	108	11.88	108	11.88
✓ 7	Chas. T. Foster	130	14.35	131	14.41	132	14.52	134	14.74
✓ 8	Gen. O. M. Poe	98	10.78	95	10.45	94	10.34	87	9.57
✓ 9	Chas. Bartlett	52	5.72	52	5.72	52	5.72	52	5.72
✓ 10	Fairbanks	85	9.35	83	9.13	69	7.59	69	7.59
✓ 11	Wm Bell	75	8.47	73	8.25	73	8.03	73	8.03
✓ 12	James Goble	124	13.64	116	12.76	116	12.76	120	13.20
✓ 13	Geo. W. Haigh	57	6.27	57	6.27	57	6.27	54	5.94
- 14	Wm Kent	no conf		X	X	X	X	X	X
✓ 16	Earl Halbert	40	4.40	40	4.40	42	4.62	42	4.62
✓ 17	B. H. Rutter	67	7.37	66	7.26	63	6.93	62	6.82
✓ 18	Geo. L. Morgan	125	13.75	125	13.75	127	13.97	124	13.97
✓ 20	Chas. E. Gussion	29	3.19	29	3.19	29	3.19	29	3.19
✓ 21	A. C. Estabrook	63	6.93	63	6.93	59	6.49	59	6.49
✓ 22	John Gilleuly	85	9.35	85	9.35	84	9.24	85	9.25
✓ 23	Gov. Craps	64	7.04	57	6.27	62	6.82	62	6.83
- 25	Corbin	29	3.19	35	3.85	35	3.85	35	3.85
✓ 26	Guackenbush	79	8.69	79	8.69	76	8.36	77	8.69
✓ 27	Custer	37	4.07	41	4.51	43	4.73	42	4.62
- 31	Butterworth	96	10.56	96	10.56	97	10.67	98	10.78
✓ 32	Allison Bryant	113	12.43	112	12.32	112	12.32	113	12.43
✓ 37	C. J. Dickenson	6	6.6	6	6.6	6	6.6	6	6.6
- 41	Champlin	99	10.89	99	10.89	95	10.45	93	10.23
✓ 43	F. A. Buhl	115	12.65	105	11.55	106	11.66	107	11.77
✓ 49	Joseph Wilson	63	6.93	63	6.93	63	6.93	64	7.04
✓ 54	Scott	32	3.52	33	3.63	32	3.52	32	3.52
✓ 56	Wa-Bu-No	58	6.38	55	6.05	55	6.05	57	6.27
✓ 57	Saginaw	50	5.61	47	5.17	49	5.39	48	5.06
✓ 59	Lyman L. Gilbert	67	7.37	68	7.48	63	6.93	67	7.37
✓ 62	Jerome Kern	76	8.36	71	7.81	71	7.81	67	7.37
✓ 65	Carpenter	47	5.17	47	5.17	49	5.39	52	5.72
✓ 66	Col. Fenton	45	4.95	45	4.95	44	4.84	43	4.73
✓ 69	Farguehar	49	5.39	49	5.39	49	5.39	47	5.17
✓ 72	Woodbury	no report		-10	-	10	-	10	-
✓ 77	Wm Sanborn	55	6.05	57	6.27	57	6.27	58	6.38
✓ 89	A. Lincoln	28	3.08	28	3.08	28	3.08	24	2.64
✓ 96	Eli P. Alexander	80	8.80	79	8.69	69	7.59	69	7.59
✓ 97	U. S. Grant	189	20.79	199	21.89	204	22.44	214	23.54
- 100	Fitzgerald	70	7.70	72	7.92	69	7.59	69	7.59
✓ 105	Phil Kearney	60	6.60	50	5.50	54	5.94	54	5.94
✓ 110	Orcutt	128	14.08	128	14.08	131	14.41	131	14.41
- 114	E. M. Prutzman	52	5.72	52	5.72	49	5.39	49	5.39
✓ 121	Geo. Thomas	49	5.39	51	5.61	50	5.50	46	5.06



Corps No.	June 30 1952	Sept. 30 1952	Dec 30 1952	March 30
	Members Per Capita	Members Per Capita	Members Per Capita	Members
✓ 131 Phil McKernan	No Corp	X	X	
✓ 132 Jim Lewis	50 5.50	53 5.83	53 5.83	53 5.83
✓ 133 H. F. Wallace	32 3.52	30 3.30	27 2.97	27 2.97
✓ 136 E. W. Hollingsworth	53 5.73	52 5.72	50 5.60	50 5.50
✓ 137 Morgan Parker	23 2.53	23 2.53	22 2.42	22 2.42
✓ 138 S. B. Richardson	44 4.84	43 4.73	43 4.73	45 4.95
✓ 141 Gen. Griffen	2 2.2	2 2.2	2 2.2	2 2.2
✓ 145 C. P. Morison	40 4.40	40 4.40	39 4.29	38 4.18
✓ 152 Lombard	78 2.58	79 2.79	71 7.81	77 8.36
✓ 154 Ruddock	37 4.07	37 4.07	37 4.07	37 4.07
✓ 159 John Stockton	43 4.73	43 4.73	43 4.73	43 4.73
✓ 168 H. D. Terry (stamps)	2 2.2	2 2.2	2 2.2	2 2.2
✓ 169 H. R. Merrill	40 4.40	40 4.40	40 4.40	47 5.07
✓ 170 G. K. Warren	19 2.09	19 2.09	19 2.09	19 2.09
✓ 171 Amasa B. Watson	62 6.82	59 6.49	60 6.60	59 6.49
✓ 181 N. H. Ferry	12 1.32	11 1.21	11 1.21	10 1.10
✓ 183 W. H. Moyer				
✓ 185 John Megarath	31 3.41	31 3.41	31 3.41	30 3.30
✓ 188 A. L. Jackson	56 6.16	60 6.60	50 5.50	53 5.83
✓ 189 W. G. Eaton	70 7.70	70 7.70	72 7.92	71 7.81
✓ 191 W. G. Sherman	No record			
✓ 197 C. J. Bassett	40 4.40	41 4.51	41 4.51	48 5.28
✓ 201 Ryder	31 3.41	31 3.41	31 3.41	31 3.41
✓ 210 R. P. Carpenter	48 5.28	47 5.17	46 5.06	45 4.95
✓ 218 Walsh	58 6.38	58 6.38	58 6.38	58 6.38
✓ 221 Durrill	68 7.48	65 7.10	65 7.10	63 6.93
✓ 227 W. H. P. Everett	120 13.20	121 13.31	122 13.42	123 13.53
✓ 228 Major Lusk	33 3.63	33 3.63	33 3.63	33 3.63
✓ 231 A. C. Van Raalte	41 4.51	41 4.51	41 4.51	41 4.51
✓ 232 C. Colgrove	142 15.62	140 15.40	140 15.40	137 15.07
✓ 245 Andrews	64 7.04	70 7.70	71 7.81	72 7.92
✓ 250 Gen. J. Smith	31 3.41	31 3.41	31 3.41	30 3.30
✓ 251 G. D. Royce	71 7.81	74 8.14	70 7.70	71 7.81
✓ 254 Kilborn	10 1.10	10 1.10	8 8.8	8 8.8
✓ 256 Jas. R. Smith	73 8.03	71 7.81	71 7.81	68 7.48
✓ 257 Michigan	71 7.81	72 7.92	71 7.81	76 8.36
✓ 260 Frank Powell	64 7.04	63 6.93	65 7.15	69 7.59
✓ 267 John A. Logan	23 2.53	23 2.53	22 2.42	22 2.42
✓ 269 A. D. Cragdon	42 4.62	40 4.40	36 3.96	36 3.96
✓ 270 Peter Reeves	67 7.37	68 7.48	69 7.59	73 8.03
✓ 271 D. T. Chapman	89 9.79	86 9.46	88 9.68	90 9.90
✓ 273 John Boltz	61 6.71	62 6.82	69 7.59	76 8.36
✓ 274 Theo. Penland	35 3.85	34 3.74	34 3.74	34 3.74



MICHIGAN'S G.A.R.  
MEMORIAL HALL & MUSEUM  
224 SOUTH MAIN STREET  
EATON RAPIDS, MI 48827  
Item # 502 mt Dept Reception URL